

# CURRENCY-HEDGED INTERNATIONAL STRATEGIES FOR EXPOSURE TO CHINA REOPENING

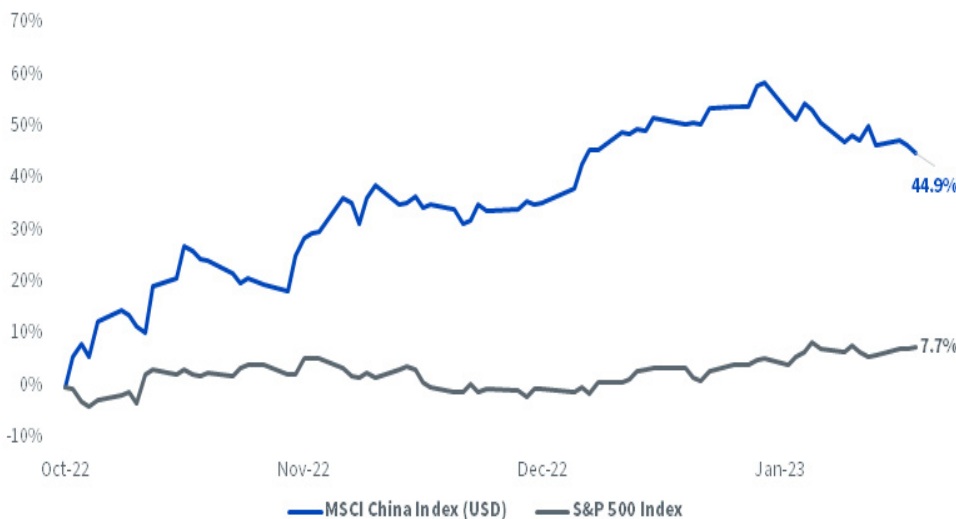
Hyun Kang – Research Analyst, Matt Wagner – Associate Director, Research  
03/09/2023

Chinese equities soared following the easing of zero-COVID policies late last year. But is this reopening now fully priced in? And what other opportunities are there around this important macro catalyst?

Other tailwinds received less attention. Both the easing of regulation on China’s own tech giants and a long sought-after agreement between U.S. and Chinese authorities over the audit authority of U.S. regulators are positive developments for China’s capital markets.

Since the end of October, the [MSCI China Index](#) has had total returns of almost 45%, while the [S&P 500](#) has returned 7.7%.

## Cumulative Index Total Returns

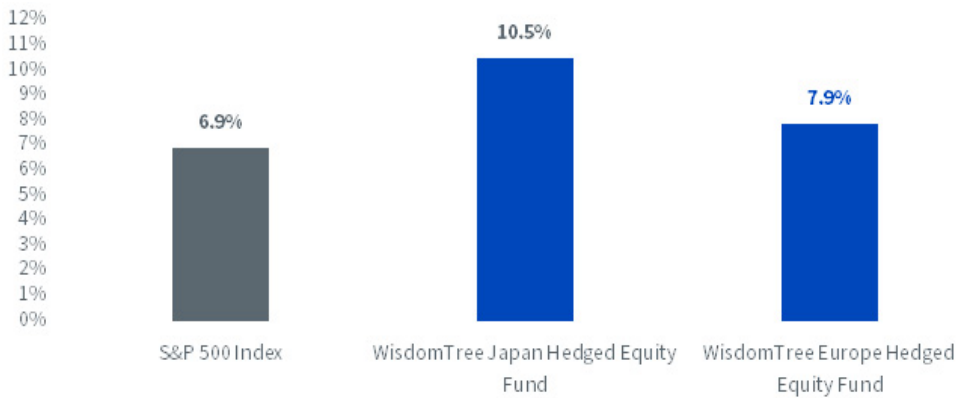


Sources: WisdomTree, MSCI, S&P, 10/31/22–2/15/23. You cannot invest directly in an Index. Past performance is not indicative of future returns.

## China Reopening Exposure with Less China-Specific Volatility


Some investors may want to access the China reopening theme without the [volatility](#) of investing directly in Chinese equities, which can be rife with existential geopolitical risk.

## S&P 500 vs. WisdomTree Funds—Percentage of Revenue From China



Sources: WisdomTree, MSCI, as of 1/31/23. You cannot invest directly in an index. Past performance is not indicative of future results.

### Rolling 36-Month Volatility



For definitions of indexes in the chart above, please visit the [glossary](#).

The reopening of Chinese borders should be especially fortuitous for companies that sell to Chinese consumers as travel picks up. The summer travel season should be robust.

Multinational companies, like Japanese exporters, also look well-placed to benefit. China is Japan's largest export destination, and provides ample demand for goods like cars and [semiconductors](#).


The [WisdomTree Japan Hedged Equity Fund \(DXJ\)](#) seeks to provide exposure to such multinational companies that are less reliant on Japan's local economy, while also mitigating exposure to yen fluctuations.

#### Revenue Exposure to Japan



Since last November, when China began to roll back COVID-related restrictions, [DXJ](#) has outperformed the [MSCI Japan Index](#) by over 4% in local currencies.

**WisdomTree Japan Hedged Equity vs. MSCI Japan Returns**




For the most recent month-end performance, please visit [www.wisdomtree.com/investments](http://www.wisdomtree.com/investments). For standardized performance click [here](#).

Whether the dollar-yen rate climbs back to its October peak or tumbles back down to pre-pandemic levels, [DXJ](#) may enable investors to pursue returns solely based on equity performance, potentially mitigating completely the effect of any changes in the exchange rate.

Given interest rate differentials between the U.S. and Japan, there is also a 5% hedging credit due to the interest rate differentials—known as the [carry trade](#)—that unhedged

exposures have to make up. Far from being expensive to hedge, as some investors have worried in the past, there is significant carry now in Japan-hedged strategies because of the [Fed's](#) policies.

#### Positive Carry Trade



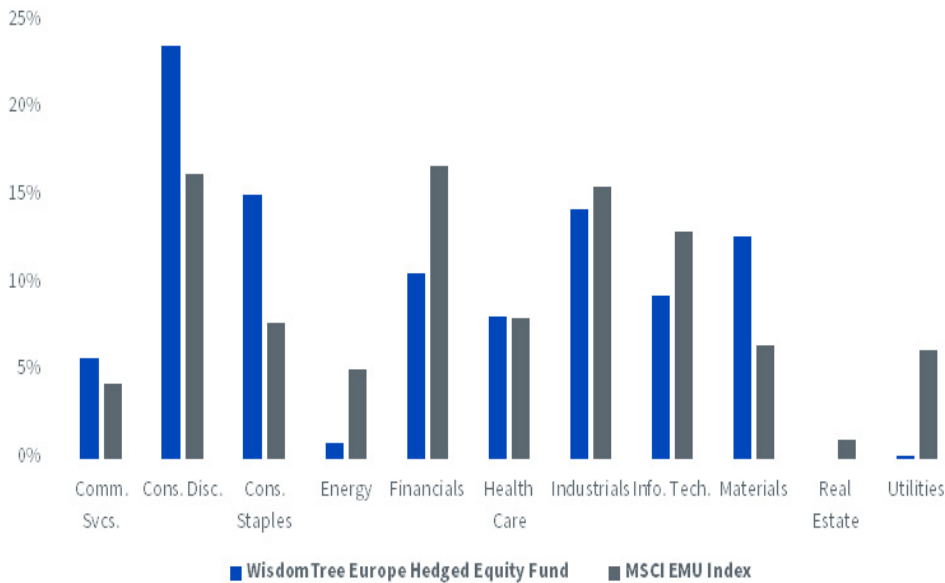
#### Europe

Turning our attention to the West, Europe is off to a good start in 2023.

The Russian invasion of Ukraine last year set off an energy crisis that saw oil, coal, gas and electricity prices skyrocket, putting additional upward pressure on rising [inflation](#). However, energy prices cooled in the following months, falling below pre-war levels and allowing the European economy to narrowly avoid a previously forecasted recession.

The [WisdomTree Europe Hedged Equity Fund \(HEDJ\)](#) provides exposure to eurozone equities, and similarly to [DXJ](#), seeks to hedge against movements of the dollar versus the euro. [HEDJ](#) also has an exporter tilt, only selecting firms that generate at least 50% of revenue outside of Europe.

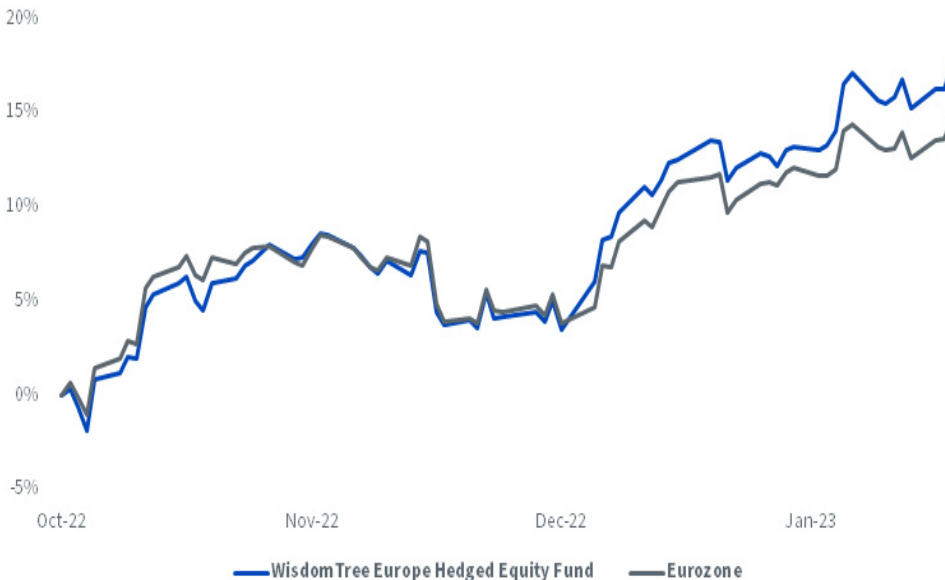
#### WisdomTree Europe Hedged Equity vs. Eurozone Sector Exposures



Sources: WisdomTree, MSCI, as of 1/31/23. Eurozone refers to MSCI EMU Index. You cannot invest directly in an index.

Like their Japanese counterparts, European exporters have been experiencing tailwinds from China’s reopening and out-performing broader international benchmarks recently. China is Europe’s third-largest importer, and the Chinese market is among the largest for European consumer goods. European manufacturers also rely heavily on Chinese machinery and equipment, and may look forward to smoother logistics as borders reopen fully. [HEDJ](#) outperformed the [MSCI EMU Index](#) by over 7% since last November in local currency terms.

**WisdomTree Europe Hedged Equity vs. Eurozone Returns**



Sources: WisdomTree, MSCI, 10/31/22–2/15/23. Eurozone refers to MSCI EMU Index. You cannot invest directly in an index. **The performance data quoted represents past performance and is no guarantee of future results. Investment return and principal value of an investment will fluctuate so that an investor's shares, when redeemed, may be worth more or less than their original cost. Current performance may be lower or higher than the performance data quoted.**

For the most recent month-end performance, please visit [www.wisdomtree.com/investments](http://www.wisdomtree.com/investments). For standardized performance click [here](#).

We believe that from a fundamentals perspective, [HEDJ](#) and [DXJ](#) have both traded at [discounts](#) for most of the last 10 years relative to their MSCI regional benchmarks. These discounts have been deepening further since the start of 2022.

#### WisdomTree Funds vs. MSCI Index Price-to-Earnings



*For definitions of indexes in the chart above, please visit the [glossary](#).*

[HEDJ](#) has consistently provided investors with a greater [return on equity \(ROE\)](#) than the MSCI EMU index, and the [spread](#) between [DXJ](#) and the MSCI Japan Index's ROE has been widening since late 2021.

#### WisdomTree Funds vs. MSCI Index ROE



Amid major economic and political developments in two of the largest economies in the world, which cannot be described as anything but historic, [DXJ](#) and [HEDJ](#) can help investors gain exposure to developed markets outside of the U.S. and tilt their portfolios more toward exporters, who are expected to benefit from the reopening of Chinese borders.

The two Funds also may allow investors to dodge unfavorable developments in currency exchange rates thanks to their fully currency-hedged strategies, which may prove useful as [central banks](#) around the world (the Bank of Japan, in particular) adjust monetary policies to navigate an increasingly volatile 2023.

Additionally, they can provide exposure to China without the added volatility of currency risk that can come from unhedged investments in international equities.

**Rolling 36-Month Volatilities, WisdomTree Funds vs. MSCI Benchmarks**



For definitions of indexes in the chart above, please visit the [glossary](#).

**Important Risks Related to this Article**

**DXJ:** There are risks associated with investing, including the possible loss of principal. Foreign investing involves special risks, such as risk of loss from currency fluctuation or political or economic uncertainty. The Fund focuses its investments in Japan, thereby increasing the impact of events and developments in Japan that can adversely affect performance. Investments in currency involve additional special risks, such as credit risk and interest rate fluctuations. Derivative investments can be volatile and may be less liquid than other securities, and more sensitive to the effect of varied economic conditions. As this Fund can have a high concentration in some issuers, the Fund can be adversely impacted by changes affecting those issuers. Due to the investment strategy of this Fund it may make higher capital gain distributions than other ETFs. Dividends are not guaranteed, and a company currently paying dividends may cease paying dividends at any time. Please read the Fund's prospectus for specific details regarding the Fund's risk profile.

**HEDJ:** There are risks associated with investing, including the possible loss of principal. Foreign investing involves special risks, such as risk of loss from currency fluctuation or political or economic uncertainty. Investments in currency involve additional special risks, such as credit risk and interest rate fluctuations. Derivative investments can be volatile and these investments may be less liquid than other securities, and more sensitive to the effect of varied economic conditions. As this Fund can have a high concentration in some issuers, the Fund can be adversely impacted by changes affecting those issuers. Due to the investment strategy of this Fund it may make higher capital gain distributions than other ETFs. Dividends are not guaranteed, and a company currently paying dividends may cease paying dividends at any time. Please read the Fund's prospectus for specific details regarding the Fund's risk profile.

For the top 10 holdings of DXJ please visit the Fund's fund detail page at <https://www.wisdomtree.com/investments/etfs/equity/dxj>

For the top 10 holdings of HEDJ please visit the Fund's fund detail page at <https://www.wisdomtree.com/investments/etfs/equity/hedj>



For standardized performance and the most recent month-end performance click [here](#) NOTE, this material is intended for electronic use only. Individuals who intend to print and physically deliver to an investor must print the monthly performance report to accompany this blog.

**Related Funds**

+ [WisdomTree Japan Hedged Equity Fund](#)

+ [WisdomTree Europe Hedged Equity Fund](#)

View the online version of this article [here](#).

**IMPORTANT INFORMATION**

**U.S. investors only:** Click [here](#) to obtain a WisdomTree ETF prospectus which contains investment objectives, risks, charges, expenses, and other information; read and consider carefully before investing.

There are risks involved with investing, including possible loss of principal. Foreign investing involves currency, political and economic risk. Funds focusing on a single country, sector and/or funds that emphasize investments in smaller companies may experience greater price volatility. Investments in emerging markets, currency, fixed income and alternative investments include additional risks. Please see prospectus for discussion of risks.

Past performance is not indicative of future results. This material contains the opinions of the author, which are subject to change, and should not to be considered or interpreted as a recommendation to participate in any particular trading strategy, or deemed to be an offer or sale of any investment product and it should not be relied on as such. There is no guarantee that any strategies discussed will work under all market conditions. This material represents an assessment of the market environment at a specific time and is not intended to be a forecast of future events or a guarantee of future results. This material should not be relied upon as research or investment advice regarding any security in particular. The user of this information assumes the entire risk of any use made of the information provided herein. Neither WisdomTree nor its affiliates, nor Foreside Fund Services, LLC, or its affiliates provide tax or legal advice. Investors seeking tax or legal advice should consult their tax or legal advisor. Unless expressly stated otherwise the opinions, interpretations or findings expressed herein do not necessarily represent the views of WisdomTree or any of its affiliates.

The MSCI information may only be used for your internal use, may not be reproduced or re-disseminated in any form and may not be used as a basis for or component of any financial instruments or products or indexes. None of the MSCI information is intended to constitute investment advice or a recommendation to make (or refrain from making) any kind of investment decision and may not be relied on as such. Historical data and analysis should not be taken as an indication or guarantee of any future performance analysis, forecast or prediction. The MSCI information is provided on an “as is” basis and the user of this information assumes the entire risk of any use made of this information. MSCI, each of its affiliates and each entity involved in compiling, computing or creating any MSCI information (collectively, the “MSCI Parties”) expressly disclaims all warranties. With respect to this information, in no event shall any MSCI Party have any liability for any direct, indirect, special, incidental, punitive, consequential (including loss profits) or any other damages ([www.msci.com](http://www.msci.com))

Jonathan Steinberg, Jeremy Schwartz, Rick Harper, Christopher Gannatti, Bradley Krom, Tripp Zimmerman, Michael Barrer, Anita Rausch, Kevin Flanagan, Brendan Loftus, Joseph Tenaglia, Jeff Weniger, Matt Wagner, Alejandro Saltiel, Ryan Krystopowicz, Jianing Wu, and Brian Manby are registered representatives of Foreside Fund Services, LLC.

WisdomTree Funds are distributed by Foreside Fund Services, LLC, in the U.S. only. You cannot invest directly in an index.

## DEFINITIONS

**MSCI China Index**: A free float-adjusted, market capitalization-weighted equity index designed to measure the performance of the Chinese equity market.

**S&P 500 Index**: Market capitalization-weighted benchmark of 500 stocks selected by the Standard and Poor's Index Committee designed to represent the performance of the leading industries in the United States economy.

**volatility**: A measure of the dispersion of actual returns around a particular average level.&nbsp;nbsp;

**Semiconductor**: A semiconductor is a material product usually comprised of silicon, which conducts electricity more than an insulator, such as glass, but less than a pure conductor, such as copper or aluminum. Their conductivity and other properties can be altered with the introduction of impurities, called doping, to meet the specific needs of the electronic component in which it resides.

**MSCI Japan Index**: A market cap-weighted subset of the MSCI EAFE Index that measures the performance of the Japanese equity market.

**Carry trade**: A trading strategy that involves borrowing at a low-interest rate and investing in an asset that provides a higher rate of return.

**Federal Reserve**: The Federal Reserve System is the central banking system of the United States.

**Inflation**: Characterized by rising price levels.

**MSCI EMU Index**: A free float-adjusted market capitalization-weighted index designed to measure the performance of the markets in the European Monetary Union.

**Discount**: When the price of an ETF is lower than its NAV.

**Return on Equity (ROE)**: Measures a corporation's profitability by revealing how much profit a company generates with the money shareholders have invested.

**Spread**: Typically refers to a difference between a measure of yield for one asset class and a measure of yield for either a different subset of that asset class or a different asset class entirely.

**Central bank**: Refers to the the monetary authority of any country.