

# YEN WEAKNESS LOOMS LARGE IN '22

Jeff Weniger – Head of Equity Strategy  
11/30/2021

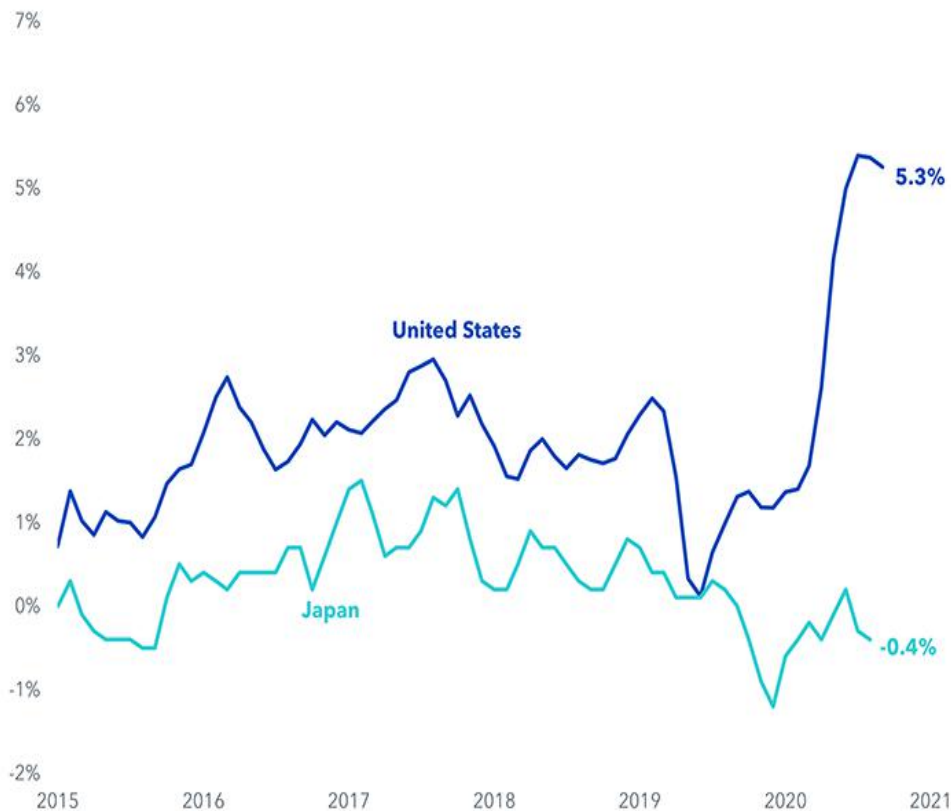
Pluto is a planet. That was a fact as sure as night followed day when I was learning about the solar system in the 1980s. But information changed. Evidence changed. In 2006, the International Astronomical Union declared that our little friend across the Milky Way is in fact just a “dwarf planet.”

The textbooks had it wrong.

I think finance textbooks also goof up with the drivers of currency moves. The books say that if one country catches an [inflation](#) shock while another does not, the currency of the former *should* weaken.

Yet with U.S. [Consumer Price Inflation \(CPI\)](#) rising 6.2% in the year through October—more, notably, than the 0.2% rise in Japan’s inflation rate (figure 1)—the market has chosen to respond with dollar *strength* relative to the Japanese yen.

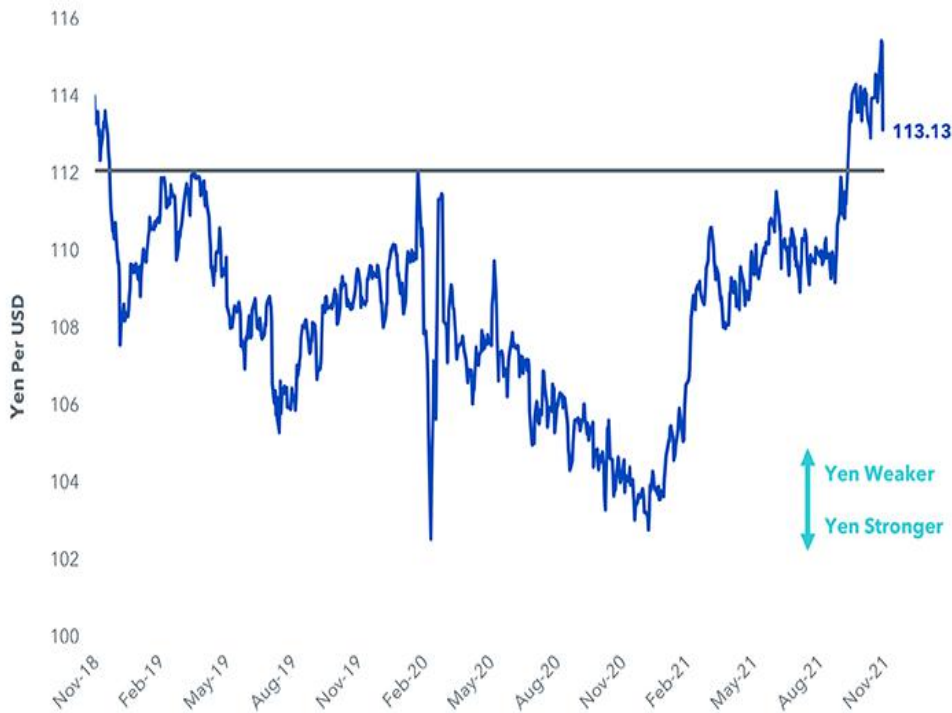
Figure 1: Year-over-Year (YoY) Consumer Price Inflation



Sources: Refinitiv, U.S. Bureau of Labor Statistics and the Statistics Bureau of the Japan Ministry of Internal Affairs & Communication, as of September 2021 for Japan and October 2021 for the U.S.

There are several explanations for the greenback’s advance relative to the yen (figure 2).

Figure 2: Japanese Yen per Dollar



Source: Thomson Reuters Refinitiv, as 11/29/21. USD = U.S. dollar.

For one, if you asked almost anyone a year ago which country—the U.S. or Japan—was more likely to have a big inflation surprise, I suspect most of us would have picked the former.

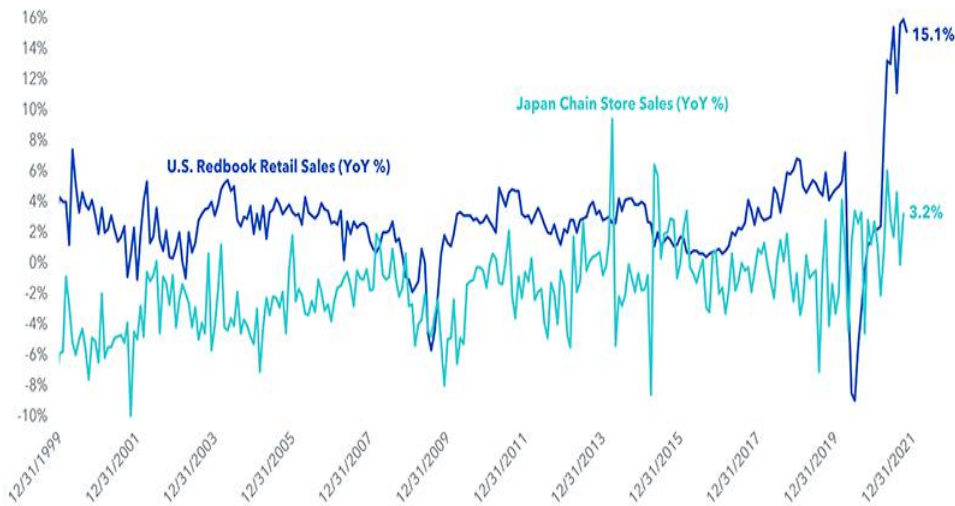
Additionally, it's not like the November 10 release of the October U.S. CPI data was some new revelation; inflation has been on many minds for months. The most recent report was the sixth in a row to witness year-over-year inflation above 5%.

The dollar is rallying against the yen because the market is getting in front of a scenario that has the [Fed](#) tightening monetary policy more than Chair Jay Powell is insinuating.

Particularly noteworthy is the stark contrast between consumers' spending impulse in the U.S. versus in Japan.

The Johnson Redbook gauge of U.S. chain store retail sales jumped 15.1% from this time last October (figure 3), corroborating our view that a big U.S. [holiday shopping season looms](#). That sets up a non-zero probability that Powell will sweat an overheating economy in 2022, or at least one where inflation is smoldering to such an extent that investors are fielding rate hikes with some frequency.

Figure 3: YoY Change, Chain Store Sales



Sources: Thomson Reuters Refinitiv, Japan Chain Stores Association, Johnson Redbook.

Now think about the calculus of Haruhiko Kuroda, head of the Bank of Japan (BoJ). Inflation is nowhere near hot on the streets of Tokyo; the consumer is lethargic. A 2022 [rate hike](#) by the BoJ is about as likely as you and me going to the astronomers and successfully lobbying to get the Pluto decision overturned.

The yen isn't sitting around and waiting for U.S. monetary authorities to surprise the market with something more than just one or two rate hikes next year. It is weakening right now, busting up through the ¥112 level a few weeks ago and is currently trading around ¥115. Maybe the yen is telling us the Fed may be forced to do something like a hike at every meeting, or every other meeting. Maybe it's even something more benign—a quicker end to the Fed's \$120 billion per month bond purchase program that is currently running at "only" \$105 billion.

For more on Japan, take a look at this [piece from October](#). If you anticipate the yen chart will keep running higher as Japan's currency weakens, our two ETFs that hedge it are the [WisdomTree Japan Hedged Equity Fund \(DXJ\)](#) and the [WisdomTree Japan Hedged SmallCap Equity Fund \(DXJS\)](#).

If you disagree with me on yen weakness, we have one that doesn't [hedge](#) it. That one is the [WisdomTree Japan SmallCap Dividend Fund \(DFJ\)](#).

#### Important Risks Related to this Article

**DXJ:** There are risks associated with investing, including the possible loss of principal. Foreign investing involves special risks, such as risk of loss from currency fluctuation or political or economic uncertainty. The Fund focuses its investments in Japan, thereby increasing the impact of events and developments in Japan that can adversely affect performance. Investments in currency involve additional special risks, such as credit risk, interest rate fluctuations, derivative investments which can be volatile and may be less liquid than other securities, and more sensitive to the effect of varied economic conditions. As this Fund can have a high concentration in some issuers, the Fund can be adversely impacted by changes affecting those issuers. Due to the investment strategy of this Fund it may make higher capital gain distributions than other ETFs. Dividends are not guaranteed, and a company currently paying dividends may cease paying dividends at any time. Please read the Fund's prospectus for specific details regarding the Fund's risk profile.

**DXJS:** There are risks associated with investing, including the possible loss of principal. Foreign investing involves special risks, such as risk of loss from currency fluctuation or political or economic uncertainty. Funds focusing their investments on certain sectors and/or smaller companies increase their vulnerability to any single economic or regulatory development. This may result in greater share price volatility. The Fund focuses its investments in Japan, thereby increasing the impact of events and

developments in Japan that can adversely affect performance. Investments in currency involve additional special risks, such as credit risk, interest rate fluctuations, derivative investments which can be volatile and may be less liquid than other securities, and more sensitive to the effect of varied economic conditions. As this Fund can have a high concentration in some issuers, the Fund can be adversely impacted by changes affecting those issuers. Due to the investment strategy of this Fund it may make higher capital gain distributions than other ETFs. Please read the Fund's prospectus for specific details regarding the Fund's risk profile.

DFJ: There are risks associated with investing, including the possible loss of principal. Foreign investing involves special risks, such as risk of loss from currency fluctuation or political or economic uncertainty. Funds focusing their investments on smaller companies or certain sectors increase their vulnerability to any single economic or regulatory development. The Fund focuses its investments in Japan, thereby increasing the impact of events and developments in Japan that can adversely affect performance. This may result in greater share price volatility. Please read the Fund's prospectus for specific details regarding the Fund's risk profile.

For standardized performance and the most recent month-end performance click [here](#) NOTE, this material is intended for electronic use only. Individuals who intend to print and physically deliver to an investor must print the monthly performance report to accompany this blog.

#### Related Funds

- + [WisdomTree Japan SmallCap Dividend Fund](#)
- + [WisdomTree Japan Hedged Equity Fund](#)
- + [WisdomTree Japan Hedged SmallCap Equity Fund](#)

For more investing insights, check out our [Economic & Market Outlook](#)

View the online version of this article [here](#).

**IMPORTANT INFORMATION**

**U.S. investors only:** Click [here](#) to obtain a WisdomTree ETF prospectus which contains investment objectives, risks, charges, expenses, and other information; read and consider carefully before investing.

There are risks involved with investing, including possible loss of principal. Foreign investing involves currency, political and economic risk. Funds focusing on a single country, sector and/or funds that emphasize investments in smaller companies may experience greater price volatility. Investments in emerging markets, currency, fixed income and alternative investments include additional risks. Please see prospectus for discussion of risks.

Past performance is not indicative of future results. This material contains the opinions of the author, which are subject to change, and should not to be considered or interpreted as a recommendation to participate in any particular trading strategy, or deemed to be an offer or sale of any investment product and it should not be relied on as such. There is no guarantee that any strategies discussed will work under all market conditions. This material represents an assessment of the market environment at a specific time and is not intended to be a forecast of future events or a guarantee of future results. This material should not be relied upon as research or investment advice regarding any security in particular. The user of this information assumes the entire risk of any use made of the information provided herein. Neither WisdomTree nor its affiliates, nor Foreside Fund Services, LLC, or its affiliates provide tax or legal advice. Investors seeking tax or legal advice should consult their tax or legal advisor. Unless expressly stated otherwise the opinions, interpretations or findings expressed herein do not necessarily represent the views of WisdomTree or any of its affiliates.

The MSCI information may only be used for your internal use, may not be reproduced or re-disseminated in any form and may not be used as a basis for or component of any financial instruments or products or indexes. None of the MSCI information is intended to constitute investment advice or a recommendation to make (or refrain from making) any kind of investment decision and may not be relied on as such. Historical data and analysis should not be taken as an indication or guarantee of any future performance analysis, forecast or prediction. The MSCI information is provided on an “as is” basis and the user of this information assumes the entire risk of any use made of this information. MSCI, each of its affiliates and each entity involved in compiling, computing or creating any MSCI information (collectively, the “MSCI Parties”) expressly disclaims all warranties. With respect to this information, in no event shall any MSCI Party have any liability for any direct, indirect, special, incidental, punitive, consequential (including loss profits) or any other damages ([www.msci.com](http://www.msci.com))

Jonathan Steinberg, Jeremy Schwartz, Rick Harper, Christopher Gannatti, Bradley Krom, Tripp Zimmerman, Michael Barrer, Anita Rausch, Kevin Flanagan, Brendan Loftus, Joseph Tenaglia, Jeff Weniger, Matt Wagner, Alejandro Saltiel, Ryan Krystopowicz, Jianing Wu, and Brian Manby are registered representatives of Foreside Fund Services, LLC.

WisdomTree Funds are distributed by Foreside Fund Services, LLC, in the U.S. only.  
You cannot invest directly in an index.

## DEFINITIONS

**Inflation**: Characterized by rising price levels.

**Consumer Price Index (CPI)**: A measure that examines the weighted average of prices of a basket of consumer goods and services, such as transportation, food and medical care. The CPI is calculated by taking price changes for each item in the predetermined basket of goods and averaging them; the goods are weighted according to their importance. Changes in CPI are used to assess price changes associated with the cost of living.

**Federal Reserve**: The Federal Reserve System is the central banking system of the United States.

**Rate Hike**: refers to an increase in the policy rate set by a central bank. In the U.S., this generally refers to the Federal Funds Target Rate.

**Hedge**: Making an investment to reduce the risk of adverse price movements in an asset. Normally, a hedge consists of taking an offsetting position in a related security, such as a futures contract.