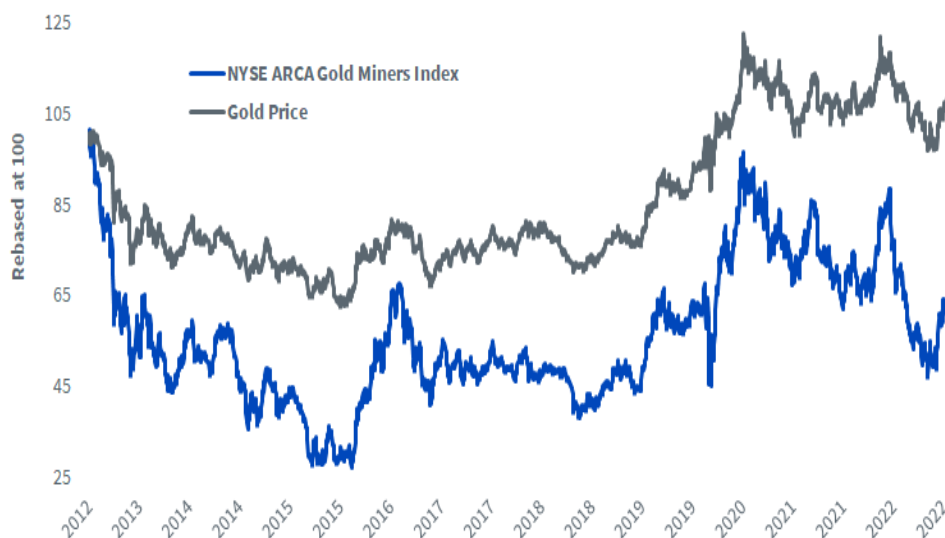


TAILWINDS FOR GOLD ARE BENEFICIAL FOR GOLD MINERS

Aneeka Gupta – Director, Macroeconomic Research , Jeremy Schwartz – Global Chief Investment Officer
01/24/2023

Gold miners have begun the year on a positive trajectory, up 13.2%¹, following in lockstep with gold, up 5.2%². This makes logical sense—gold miners’ stocks are leveraged bets on the metal they mine, as their earnings amplify gold’s price trends. Now that gold’s 2022 [macro](#) headwinds (tight [monetary policy](#), strong U.S. dollar, rising U.S. [Treasury yields](#)) have turned to tailwinds (weaker U.S. dollar, peak U.S. [inflation](#) paving the way for [dovish](#) U.S. monetary policy and lower U.S. Treasury yields), we expect this current rally for gold miners has further to run.

Figure 1: Gold Miners Taking the Lead from Gold’s Price Performance

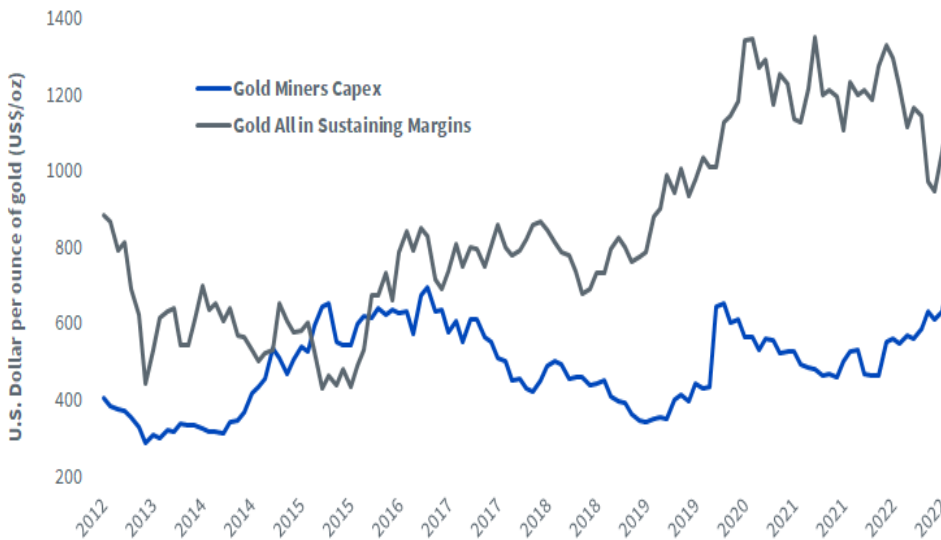


Sources: Bloomberg, WisdomTree, as of 1/13/23. You cannot invest directly in an index. Past performance is not indicative of future returns. NYSE ARCA Gold Miners Index = a rules-based index designed to measure the performance of highly capitalized companies in the Gold Mining industry.

Capex on the Rise Owing to High-Cost Inflation

The business fundamentals for gold miners have improved substantially and their outlook remains positive. As the amount of gold in a mine nears exhaustion, mining becomes harder and costlier. Higher inflation over the past year has resulted in higher prices for mining inputs such as energy, labor and equipment. This has contributed to the general increase in average cash costs³ over the past decade. The all-in-sustaining costs (AISC), which include the full cost of producing gold including exploration and bringing new mines online, have been rising. However, AISC margins⁴ have increased 40% from US\$677 in 2018 to US\$948 in 2022 as the gold price has risen substantially faster than miners’ estimated AISC.

Figure 2: Gold’s Price Has Risen Faster than Miners’ Estimated Costs



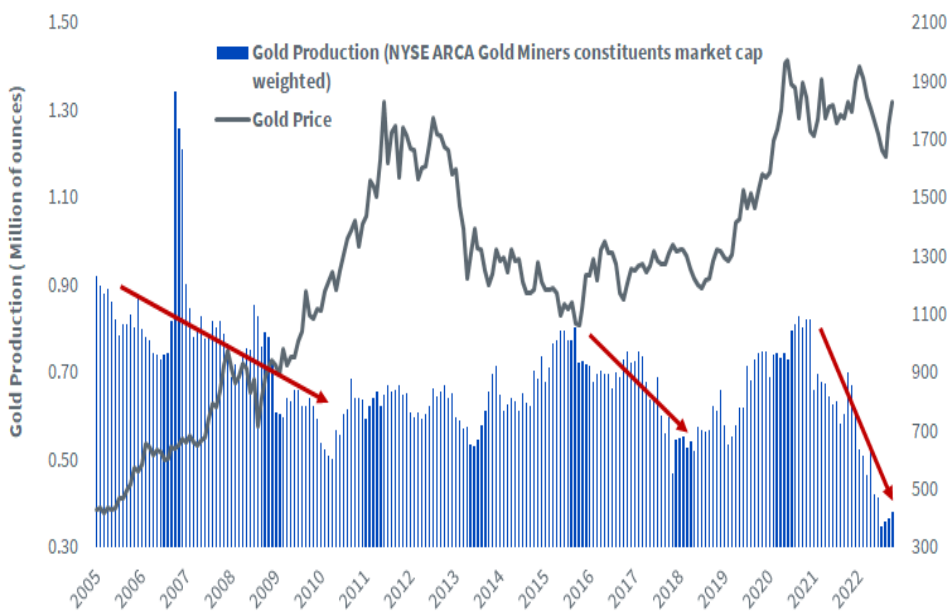
Sources: Bloomberg, WisdomTree, as of 1/13/23.

Environmental, Social and Governance (ESG) Issues Have Gained Dominance for Gold Miners

ESG issues have become an important consideration for gold miners. While safety has historically been a top priority, ESG metrics are now needed to retain shareholders. One well known ESG metric for gold miners is greenhouse gas (GHG) emissions. Most gold miners have set out clearly defined targets to reduce emissions over time, backed with capital expenditure plans to achieve them.

However, miners' ability to achieve these goals are dependent on investing in renewable energy sources such as solar and wind, while seeking to curb energy consumption through increased efficiency in their mines and processing plants. Gold production has been declining since 2020. As miners allocate more resources to projects that comply with the green agenda, we expect gold production to suffer. Historically, gold prices tend to rebound after extended periods of falling gold production.

Figure 3: Global Gold Production Has Been Declining



Sources: Bloomberg, WisdomTree, as of 12/31/22. Red arrows indicate extended periods of falling gold production.

Improving Fundamentals

Gold miners' shares are trading at 1.67 times [price-to-book value \(P/B\)](#), marking a 2.59% discount to the long-term average. The book value, also often referred to as the [net asset value \(NAV\)](#), is the theoretical value of a company's assets net of liabilities. We believe gold miners offer attractive dividend yields amid the backdrop of a rising rate environment. Currently, gold miners offer a dividend yield 2.4% higher than the [S&P 500 Index](#) at 1.72%.

Despite the recent rally staged by gold miners, we continue to see long-term valuation support, based on higher AISC margins and lower debt, alongside higher free cash flow levels. Historically, gold miners have tended to outperform gold prices when global business activity, as measured by the OECD leading indicators, is high and rising. If the recession is mild, we believe gold miners could outperform gold. Conversely, if the recession is deeper than expected, we believe gold may benefit from its safe haven status, which should provide an important tailwind for gold miners' performance.

WisdomTree's Approach—Efficient Access to Comprehensive Gold Exposure

WisdomTree offers a unique approach to investing in gold and its miners by amalgamating what we believe are the best of both worlds. WisdomTree designed the [WisdomTree Efficient Gold Plus Gold Miners Strategy Fund \(GDMN\)](#), which seeks to deliver a capital efficient investment strategy that provides exposure to a modified [market capitalization-weighted basket](#) of gold miner equities with gold futures exposure layered over it.

Investors [bullish](#) on gold often allocate to both the physical precious metal and equities representing gold miners as separate allocations. This requires twice the investment capital, but by using leverage and a 'return stacking' framework that layers gold futures on top of the exposure to miners, we believe [GDMN](#) can provide both trades with better capital efficiency.

Conclusion

Gold miners have been a relatively disappointing investment over the last two decades, with high [volatility](#) and sub-par returns, but the rise in gold prices is improving the outlook for gold miners' profitability. Gold miners' net profit margins have consistently been rising since 2016, in lockstep with increases in their level of capital expenditures.

¹ Source: Bloomberg price performance of the NYSE ARCA Gold Miners Index (Ticker: GDM Index), from 12/30/22–1/13/23.

² Source: Bloomberg price performance of Gold (Ticker: GC1 Comdty) Index, from 12/30/22–1/13/23.

³ Average cash cost is measured based on the market-weighted average of the constituents on the NYSE ARCA gold miners index, as of January 2023.

⁴ AISC margins is the difference between the gold price and AISC.

Important Risks and Disclosure Related to this Article

There are risks associated with investing, including the possible loss of principal. The Fund is actively managed and invests in U.S.-listed gold futures and global equity securities issued by companies that derive at least 50% of their revenue from the gold mining business ("Gold Miners"). The Fund's use of U.S.-listed gold futures contracts will give rise to leverage, magnifying gains and losses and causing the Fund to be more volatile than if it had not been leveraged. Moreover, the price movements in gold and gold futures contracts may fluctuate quickly and dramatically, and have a historically low correlation with the returns of the stock and bond markets. By investing in the equity securities of Gold Miners, the Fund may be susceptible to financial, economic, political or market events that impact the gold mining sub-industry, including commodity

prices and the success of exploration projects. The Fund may invest a significant portion of its assets in the securities of companies of a single country or region, including emerging markets, and thus, the Fund is more likely to be impacted by events and political, economic or regulatory conditions affecting that country or region, or emerging markets generally. The Fund's investment strategy will also require it to redeem shares for cash or to otherwise include cash as part of its redemption proceeds, which may cause the Fund to recognize capital gains. Please read the Fund's prospectus for specific details regarding the Fund's risk profile.

For definitions of terms/indexes in the charts above, please visit the [glossary](#).

Aneeka Gupta is an employee of WisdomTree UK Limited, a European subsidiary of WisdomTree Asset Management Inc.'s parent company, WisdomTree Investments, Inc.

For the top 10 holdings of GDMN please visit the Fund's fund detail page at <https://www.wisdomtree.com/investments/etfs/capital-efficient/gdmn>

For standardized performance and the most recent month-end performance click [here](#) NOTE, this material is intended for electronic use only. Individuals who intend to print and physically deliver to an investor must print the monthly performance report to accompany this blog.

Related Funds

- + [WisdomTree Efficient Gold Plus Equity Strategy Fund](#)
- + [WisdomTree Efficient Gold Plus Gold Miners Strategy Fund](#)
- + [WisdomTree Emerging Markets Efficient Core Fund](#)
- + [WisdomTree International Efficient Core Fund](#)
- + [WisdomTree U.S. Efficient Core Fund](#)

View the online version of this article [here](#).

IMPORTANT INFORMATION

U.S. investors only: Click [here](#) to obtain a WisdomTree ETF prospectus which contains investment objectives, risks, charges, expenses, and other information; read and consider carefully before investing.

There are risks involved with investing, including possible loss of principal. Foreign investing involves currency, political and economic risk. Funds focusing on a single country, sector and/or funds that emphasize investments in smaller companies may experience greater price volatility. Investments in emerging markets, currency, fixed income and alternative investments include additional risks. Please see prospectus for discussion of risks.

Past performance is not indicative of future results. This material contains the opinions of the author, which are subject to change, and should not to be considered or interpreted as a recommendation to participate in any particular trading strategy, or deemed to be an offer or sale of any investment product and it should not be relied on as such. There is no guarantee that any strategies discussed will work under all market conditions. This material represents an assessment of the market environment at a specific time and is not intended to be a forecast of future events or a guarantee of future results. This material should not be relied upon as research or investment advice regarding any security in particular. The user of this information assumes the entire risk of any use made of the information provided herein. Neither WisdomTree nor its affiliates, nor Foreside Fund Services, LLC, or its affiliates provide tax or legal advice. Investors seeking tax or legal advice should consult their tax or legal advisor. Unless expressly stated otherwise the opinions, interpretations or findings expressed herein do not necessarily represent the views of WisdomTree or any of its affiliates.

The MSCI information may only be used for your internal use, may not be reproduced or re-disseminated in any form and may not be used as a basis for or component of any financial instruments or products or indexes. None of the MSCI information is intended to constitute investment advice or a recommendation to make (or refrain from making) any kind of investment decision and may not be relied on as such. Historical data and analysis should not be taken as an indication or guarantee of any future performance analysis, forecast or prediction. The MSCI information is provided on an “as is” basis and the user of this information assumes the entire risk of any use made of this information. MSCI, each of its affiliates and each entity involved in compiling, computing or creating any MSCI information (collectively, the “MSCI Parties”) expressly disclaims all warranties. With respect to this information, in no event shall any MSCI Party have any liability for any direct, indirect, special, incidental, punitive, consequential (including loss profits) or any other damages (www.msci.com)

Jonathan Steinberg, Jeremy Schwartz, Rick Harper, Christopher Gannatti, Bradley Krom, Tripp Zimmerman, Michael Barrer, Anita Rausch, Kevin Flanagan, Brendan Loftus, Joseph Tenaglia, Jeff Weniger, Matt Wagner, Alejandro Saltiel, Ryan Krystopowicz, Jianing Wu, and Brian Manby are registered representatives of Foreside Fund Services, LLC.

WisdomTree Funds are distributed by Foreside Fund Services, LLC, in the U.S. only.
You cannot invest directly in an index.

DEFINITIONS

Macro: Focused on issues impacting the overall economic landscape as opposed to those only impacting individual companies.

Monetary policy: Actions of a central bank or other regulatory committee that determine the size and rate of growth of the money supply, which in turn affects interest rates.

Treasury yield: The return on investment, expressed as a percentage, on the debt obligations of the U.S. government.

Inflation: Characterized by rising price levels.

Dovish: Description used when stimulation of economic growth is the primary concern in setting monetary policy decisions.

ESG: An acronym for environmental, social and governance, ESG standards quantify the degree to which a company is socially responsible.

Price-to-book ratio: Share price divided by book value per share. Lower numbers indicate an ability to access greater amounts of earnings per dollar invested.

Net Asset Value (NAV): The calculated assets minus liabilities divided by shares outstanding. NAV is the straightforward account of the actual assets in the fund.

S&P 500 Index: Market capitalization-weighted benchmark of 500 stocks selected by the Standard and Poor's Index Committee designed to represent the performance of the leading industries in the United States economy.

Market capitalization-weighting: Market cap = share prices x number of shares outstanding. Firms with the highest values receive the highest weights in approaches designed to weight firms by market cap.

Underlying basket: Securities held by a fund to replicate an investment strategy or index.

Bullish: a position that benefits when asset prices rise.

Volatility: A measure of the dispersion of actual returns around a particular average level.