



Moreover, during the [correction](#), we saw dramatic forward P/E contraction, while the increases in growth expectations and profitability remained elevated (shown in orange). The result of the drop in prices combined with the boost in earnings expectations is what led to the forward P/E contraction being as substantial as it was.

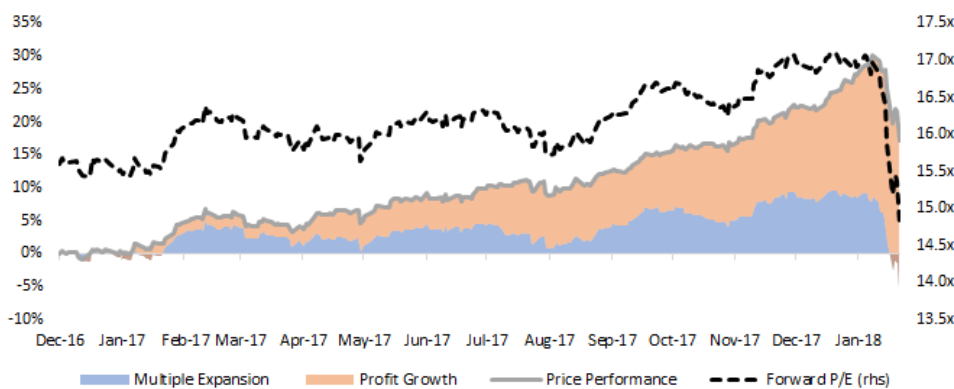
### The Right Tools for Valuation Management

As many investors familiar with WisdomTree may know, not all strategies are created equal. When it comes to valuation sensitivity, the WisdomTree earnings-weighted equity strategies are at the forefront of our toolkit.

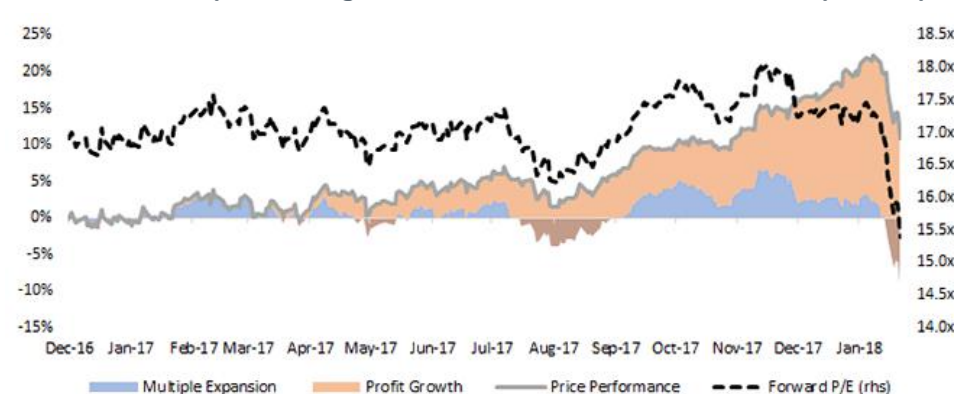
**Annual Rebalance:** Through yearly rebalancing and weighting by core earnings, the WisdomTree earnings strategies maintain a disciplined, fundamentally anchored approach to investing.

**Purge the Negative Earners:** By utilizing core earnings, these strategies remove unprofitable companies. This tends to result in significant valuation discounts versus the broad market—particularly in the small- and mid-cap segments.

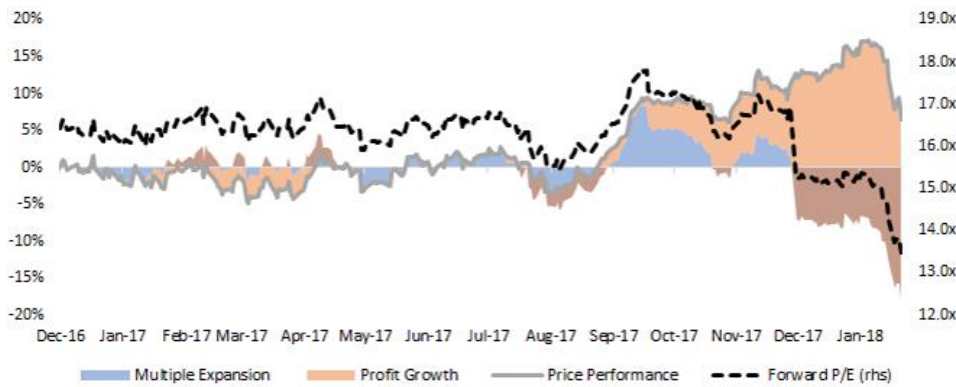
#### WT U.S. Earnings 500 Index Profit Growth & Multiple Expansion



#### WT U.S. MidCap Earnings Index Profit Growth & Multiple Expansion



#### WT U.S. SmallCap Earnings Index Profit Growth & Multiple Expansion



Sources: WisdomTree, FactSet, 12/19/16–2/8/18. Past performance is not indicative of future results.

The charts above seek to show the valuation trip, so to speak, that the [WisdomTree U.S. Earnings 500 Index](#), [WisdomTree U.S. MidCap Earnings Index](#), and [WisdomTree U.S. SmallCap Earnings Index](#) have taken since their 2016 rebalance went into effect on December 19, 2016.

We first note the pronounced effect of the 2017 rebalance on both the MidCap and SmallCap Earnings Indexes as one of the features of this fundamentally weighted approach. Additionally, both strategies have experienced significant forward P/E contraction related to the aforementioned tax and correction effects.

While many investors may be preoccupied with the timing of the correction and whether to “buy the dip,” this analysis shows that the underlying fundamentals continue to improve irrespective of how the top line may be behaving.

For the top 10 holdings of EZM please visit the Fund's fund detail page at <https://www.wisdomtree.com/investments/etfs/equity/ezm>

For standardized performance and the most recent month-end performance click [here](#) NOTE, this material is intended for electronic use only. Individuals who intend to print and physically deliver to an investor must print the monthly performance report to accompany this blog.

For more investing insights, check out our [Economic & Market Outlook](#)

view the online version of this article [here](#).

**IMPORTANT INFORMATION**

**U.S. investors only:** Click [here](#) to obtain a WisdomTree ETF prospectus which contains investment objectives, risks, charges, expenses, and other information; read and consider carefully before investing.

There are risks involved with investing, including possible loss of principal. Foreign investing involves currency, political and economic risk. Funds focusing on a single country, sector and/or funds that emphasize investments in smaller companies may experience greater price volatility. Investments in emerging markets, currency, fixed income and alternative investments include additional risks. Please see prospectus for discussion of risks.

Past performance is not indicative of future results. This material contains the opinions of the author, which are subject to change, and should not to be considered or interpreted as a recommendation to participate in any particular trading strategy, or deemed to be an offer or sale of any investment product and it should not be relied on as such. There is no guarantee that any strategies discussed will work under all market conditions. This material represents an assessment of the market environment at a specific time and is not intended to be a forecast of future events or a guarantee of future results. This material should not be relied upon as research or investment advice regarding any security in particular. The user of this information assumes the entire risk of any use made of the information provided herein. Neither WisdomTree nor its affiliates, nor Foreside Fund Services, LLC, or its affiliates provide tax or legal advice. Investors seeking tax or legal advice should consult their tax or legal advisor. Unless expressly stated otherwise the opinions, interpretations or findings expressed herein do not necessarily represent the views of WisdomTree or any of its affiliates.

The MSCI information may only be used for your internal use, may not be reproduced or re-disseminated in any form and may not be used as a basis for or component of any financial instruments or products or indexes. None of the MSCI information is intended to constitute investment advice or a recommendation to make (or refrain from making) any kind of investment decision and may not be relied on as such. Historical data and analysis should not be taken as an indication or guarantee of any future performance analysis, forecast or prediction. The MSCI information is provided on an “as is” basis and the user of this information assumes the entire risk of any use made of this information. MSCI, each of its affiliates and each entity involved in compiling, computing or creating any MSCI information (collectively, the “MSCI Parties”) expressly disclaims all warranties. With respect to this information, in no event shall any MSCI Party have any liability for any direct, indirect, special, incidental, punitive, consequential (including loss profits) or any other damages ([www.msci.com](http://www.msci.com))

Jonathan Steinberg, Jeremy Schwartz, Rick Harper, Christopher Gannatti, Bradley Krom, Tripp Zimmerman, Michael Barrer, Anita Rausch, Kevin Flanagan, Brendan Loftus, Joseph Tenaglia, Jeff Weniger, Matt Wagner, Alejandro Saltiel, Ryan Krystopowicz, Jianing Wu, and Brian Manby are registered representatives of Foreside Fund Services, LLC.

WisdomTree Funds are distributed by Foreside Fund Services, LLC, in the U.S. only. You cannot invest directly in an index.

## DEFINITIONS

**Valuation**: Refers to metrics that relate financial statistics for equities to their price levels to determine if certain attributes, such as earnings or dividends, are cheap or expensive.

**Forward P/E ratio**: Share price divided by compilation of analyst estimates for earnings-per-share over the coming 12-month period. These are estimates that may be subject to revision or prove to be incorrect over time.

**S&P 500 Index**: Market capitalization-weighted benchmark of 500 stocks selected by the Standard and Poor's Index Committee designed to represent the performance of the leading industries in the United States economy.

**Earnings per share**: Total earnings divided by the number of shares outstanding. Measured as a percentage change as of the annual Index screening date compared to the prior 12 months. Higher values indicate greater growth orientation.

**Correction**: A drop of 10% or greater in an Index or stock from a recent high.

**Rebalance**: An index is created by applying a certain set of selection and weighting rules at a certain frequency. WisdomTree rebalances, or re-applies its rules based selection and weighting process on an annual basis.