
RISK FACTOR DIVERSIFICATION: A TALE OF TWO QUARTERS

Scott Welch – Chief Investment Officer, Model Portfolios
07/27/2021

This article is relevant to financial professionals who are considering offering Model Portfolios to their clients. If you are an individual investor interested in WisdomTree ETF Model Portfolios, please inquire with your financial professional. Not all financial professionals have access to these Model Portfolios.

It was the best of times, it was the worst of times, it was the age of wisdom, it was the age of foolishness... it was the spring of hope, it was the winter of despair, we had everything before us, we had nothing before us...

(From "A Tale of Two Cities" by Charles Dickens, first published in 1859)

To everything (turn, turn, turn)

There is a season (turn, turn, turn)

And a time to every purpose, under heaven

(From "Turn, Turn, Turn," arrangement and melody by Pete Seeger and covered infinite times, most famously by The Byrds in 1965)

We have written about factor rotation and [factor diversification](#) quite a bit. But the first half of 2021 provides perhaps the most vivid illustration of why we believe [risk](#) factor diversification is so important when constructing Model Portfolios.

Let's compare three charts of risk factor performances—year to date (YTD), first quarter (Q1) and second quarter (Q2)—for the [S&P 500 Index](#).

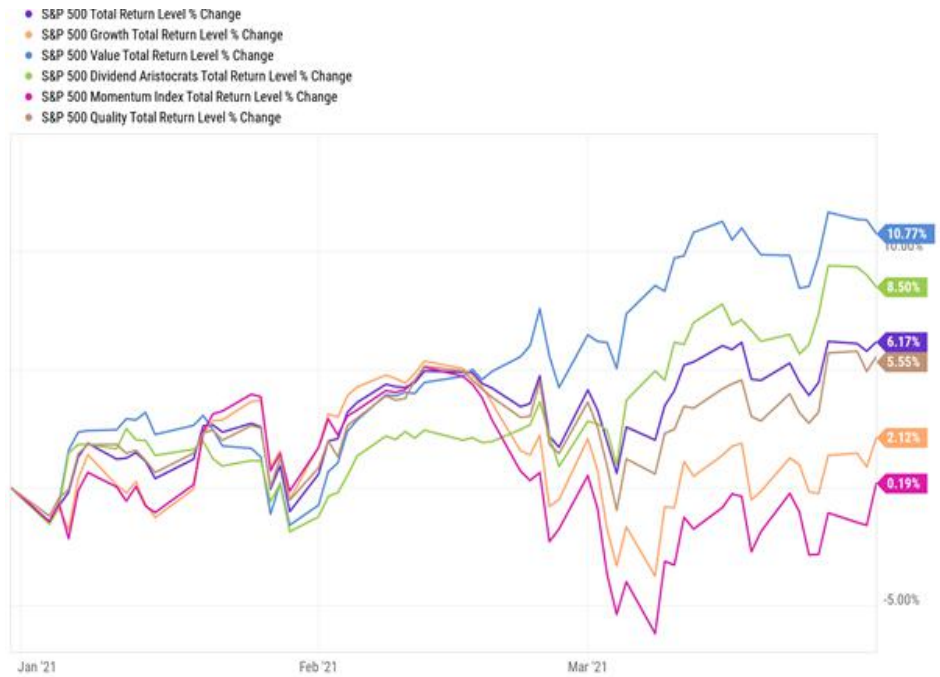
First is YTD, which shows a distinct convergence of factor performances over the course of the year.



WisdomTree Jul 13 2021, 4:32PM EDT. Powered by YCHARTS
 Source: YCharts, data from 1/1/21-7/12/21. You cannot invest in an Index, and past performance is no guarantee of future performance.

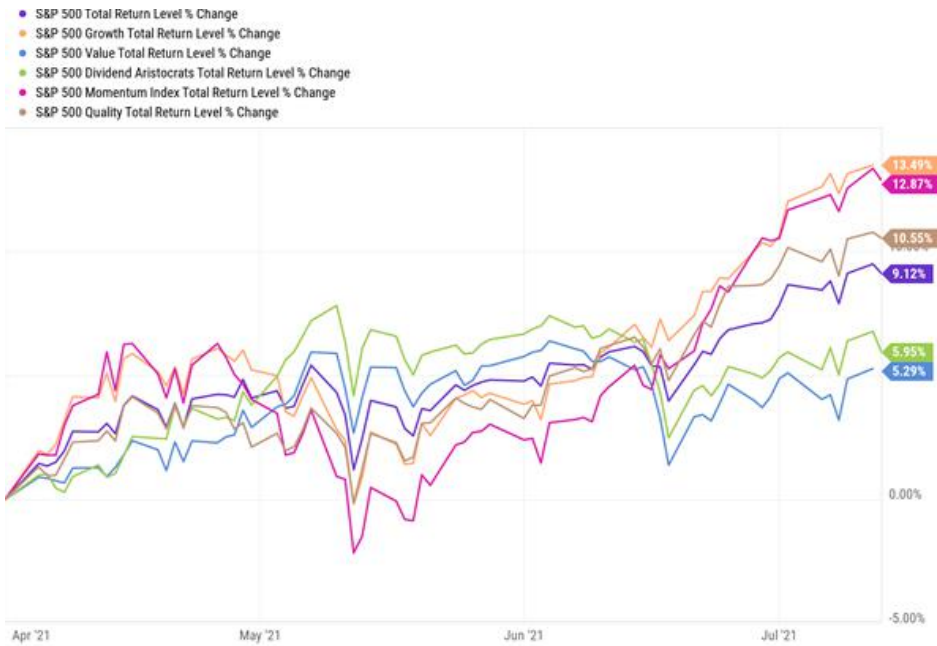
For definitions of terms in the table, please visit the [glossary](#).

But now let's break that YTD performance into Q1:



WisdomTree Jul 13 2021, 4:35PM EDT. Powered by YCHARTS
 Source: YCharts, data from 1/1/21-3/31/21. You cannot invest in an Index, and past performance is no guarantee of future performance.

And Q2 (and slightly into Q3):

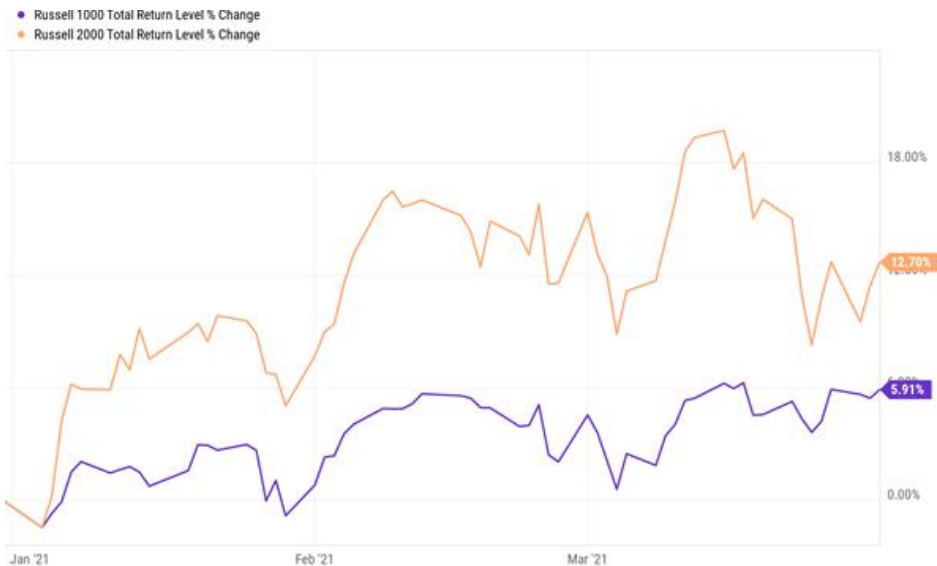


WisdomTree Jul 13 2021, 4:36PM EDT. Powered by YCHARTS
 Source: YCharts, data from 4/1/21-7/12/21. You cannot invest in an index, and past performance is no guarantee of future performance.

We see an almost total factor performance reversal. In Q1 (when interest rates were rising), the market was led by [value](#), [dividends](#) and [quality](#), with [growth](#) and [momentum](#) trailing far behind.

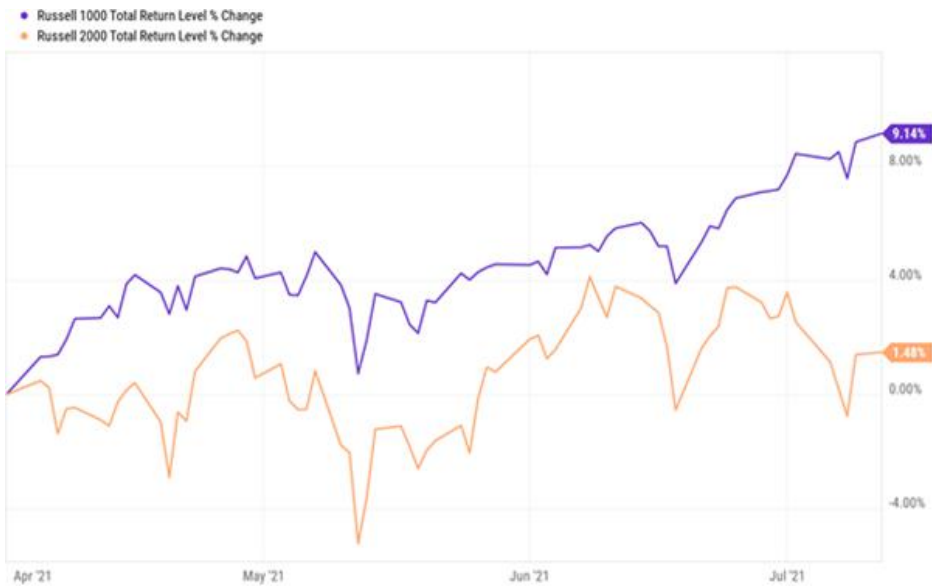
But since then (as [interest rates](#) have fallen), it has been exactly the opposite—growth, momentum and quality have led the way, while value and [dividends](#) dramatically underperformed.

We see a similar trend if we compare [large-cap](#) to [small-cap](#) performance. In Q1, it was all small-cap, all the time.



WisdomTree Jul 13 2021, 4:41PM EDT. Powered by YCHARTS
 Source: YCharts, data from 1/1/21-3/31/21. You cannot invest in an index, and past performance is no guarantee of future performance.

For definitions of terms in the table, please visit the [glossary](#). Since then, however, we have seen a complete reversal.



Source: YCharts, data from 4/1/21-7/12/21. You cannot invest in an Index, and past performance is no guarantee of future performance. Jul 13 2021, 4:43PM EDT. Powered by YCHARTS

We see a similar large-cap/small-cap reversal in [EAFE](#) markets as well. Only in emerging markets has the small-cap outperformance been consistent all year long, and, in fact, it accelerated in Q2.

In some respects, these factor rotations have been tied closely to changes in interest rates. In Q1, when interest rates rose fairly dramatically, value stocks led the way. Since then, however, interest rates have fallen steadily, and growth has taken the lead.



Source: The Credit Suisse Navigator, July 2021. 10-Year Yields are represented by U.S. Treasury Notes. LHS shows the ratio of Value versus Growth performance. RHS shows the level of 10-year Treasury yield.

At WisdomTree, we can and will take explicit factor tilts within our Model Portfolios from time to time as we believe market conditions warrant them. As an example, based on our opinion on where we were in the economic recovery cycle at the beginning of this year, we rotated out of an explicit momentum strategy (momentum has historically tended to lag in the early days of an economic recovery) and into a more explicit growth factor strategy. This trade has worked out very well for us so far.

Having said that, we also know that we cannot outsmart the market consistently, and furthermore, market conditions can change quickly and unexpectedly (such as the dramatic turnaround in interest rates beginning in Q2).

It is for this reason that all WisdomTree models are both **asset class** and **risk factor** diversified. We know we cannot consistently predict economic or market environments, and we believe that focusing on these two levels of diversification optimizes our potential for more consistent performance.

We produce the following “factor performance quilt” every month to illustrate the potential benefit of adopting a risk factor diversification portfolio construction approach.

In addition to being both asset class and risk factor diversified, all our models have other certain common characteristics, which collectively capture our investment “philosophy”:

1. They are global in nature. We are a global firm, and we believe in global diversification.
2. They are ETF-focused, which we believe provides us with the best opportunity to optimize both fees and taxes.
3. They are “open architecture” and contain both WisdomTree and third-party strategies. We believe this is simply the right thing to do from the end client’s perspective, and it also helps us to optimize our risk factor diversification.
4. The factor tilts inherent in most WisdomTree strategies allow us to deploy a “core/satellite” approach (which we call Modern Alpha®), which we believe helps to optimize fees and the potential for **alpha** generation.
5. We charge no strategist fee—our revenue is generated only from the expense ratios associated with the WisdomTree strategies deployed in the different models.

Conclusion

The first half of 2021 has been a perfect example of why we believe risk factor diversification matters and why it is such a core foundation of our portfolio construction approach. To everything (turn, turn, turn)/There is a season (turn, turn, turn)...

You can learn more about the WisdomTree Model Portfolio solution set by visiting our recently launched [Model Adoption Center](#). There you will find complete transparency regarding all our publicly available models—performance, yield, cost, holdings, allocations and so forth. You will also find the results of proprietary research we conducted that helps advisors drive model adoption with their end clients and within their overall practices.

We hope you will give it a look.

Important Risks Related to this Article

WisdomTree Model Portfolio information is designed to be used by financial advisors solely as an educational resource, along with other potential resources advisors may consider, in providing services to their end clients. WisdomTree’s Model Portfolios and related content are for information only and are not intended to provide, and should not be relied on for, tax, legal, accounting, investment or financial planning advice by WisdomTree, nor should any WisdomTree Model Portfolio information be considered or relied upon as investment advice or as a recommendation from WisdomTree, including regarding the use or suitability of any WisdomTree Model Portfolio, any particular security or any particular strategy. In providing WisdomTree Model Portfolio information, WisdomTree is not acting and has not agreed to act in an investment advisory, fiduciary or quasi-fiduciary capacity to any advisor or end client, and has no

responsibility in connection therewith, and is not providing individualized investment advice to any advisor or end client, including based on or tailored to the circumstance of any advisor or end client. The Model Portfolio information is provided “as is,” without warranty of any kind, express or implied. WisdomTree is not responsible for determining the securities to be purchased, held and/or sold for any advisor or end client accounts, nor is WisdomTree responsible for determining the suitability or appropriateness of a Model Portfolio or any securities included therein for any third party, including end clients.

Advisors are solely responsible for making investment recommendations and/or decisions with respect to an end client and should consider the end client’s individual financial circumstances, investment time frame, risk tolerance level and investment goals in determining the appropriateness of a particular investment or strategy, without input from WisdomTree. WisdomTree does not have investment discretion and does not place trade orders for any end client accounts. Information and other marketing materials provided to you by WisdomTree concerning a Model Portfolio—including allocations, performance and other characteristics—may not be indicative of an end client’s actual experience from investing in one or more of the funds included in a Model Portfolio. Using an asset allocation strategy does not ensure a profit or protect against loss, and diversification does not eliminate the risk of experiencing investment losses. There is no assurance that investing in accordance with a Model Portfolio’s allocations will provide positive performance over any period. Any content or information included in or related to a WisdomTree Model Portfolio, including descriptions, allocations, data, fund details and disclosures, are subject to change and may not be altered by an advisor or other third party in any way.

WisdomTree primarily uses WisdomTree Funds in the Model Portfolios unless there is no WisdomTree Fund that is consistent with the desired asset allocation or Model Portfolio strategy. As a result, WisdomTree Model Portfolios are expected to include a substantial portion of WisdomTree Funds notwithstanding that there may be a similar fund with a higher rating, lower fees and expenses, or substantially better performance. Additionally, WisdomTree and its affiliates will indirectly benefit from investments made based on the Model Portfolios through fees paid by the WisdomTree Funds to WisdomTree and its affiliates for advisory, administrative and other services.

Diversification does not eliminate the risk of experiencing investment losses. Using an asset allocation strategy does not assure a profit or protect against loss. Investors should consider their investment time frame, risk tolerance level and investment goals.

For standardized performance and the most recent month-end performance click [here](#) NOTE, this material is intended for electronic use only. Individuals who intend to print and physically deliver to an investor must print the monthly performance report to accompany this blog.

View the online version of this article [here](#).

IMPORTANT INFORMATION

U.S. investors only: Click [here](#) to obtain a WisdomTree ETF prospectus which contains investment objectives, risks, charges, expenses, and other information; read and consider carefully before investing.

There are risks involved with investing, including possible loss of principal. Foreign investing involves currency, political and economic risk. Funds focusing on a single country, sector and/or funds that emphasize investments in smaller companies may experience greater price volatility. Investments in emerging markets, currency, fixed income and alternative investments include additional risks. Please see prospectus for discussion of risks.

Past performance is not indicative of future results. This material contains the opinions of the author, which are subject to change, and should not to be considered or interpreted as a recommendation to participate in any particular trading strategy, or deemed to be an offer or sale of any investment product and it should not be relied on as such. There is no guarantee that any strategies discussed will work under all market conditions. This material represents an assessment of the market environment at a specific time and is not intended to be a forecast of future events or a guarantee of future results. This material should not be relied upon as research or investment advice regarding any security in particular. The user of this information assumes the entire risk of any use made of the information provided herein. Neither WisdomTree nor its affiliates, nor Foreside Fund Services, LLC, or its affiliates provide tax or legal advice. Investors seeking tax or legal advice should consult their tax or legal advisor. Unless expressly stated otherwise the opinions, interpretations or findings expressed herein do not necessarily represent the views of WisdomTree or any of its affiliates.

The MSCI information may only be used for your internal use, may not be reproduced or re-disseminated in any form and may not be used as a basis for or component of any financial instruments or products or indexes. None of the MSCI information is intended to constitute investment advice or a recommendation to make (or refrain from making) any kind of investment decision and may not be relied on as such. Historical data and analysis should not be taken as an indication or guarantee of any future performance analysis, forecast or prediction. The MSCI information is provided on an "as is" basis and the user of this information assumes the entire risk of any use made of this information. MSCI, each of its affiliates and each entity involved in compiling, computing or creating any MSCI information (collectively, the "MSCI Parties") expressly disclaims all warranties. With respect to this information, in no event shall any MSCI Party have any liability for any direct, indirect, special, incidental, punitive, consequential (including loss profits) or any other damages (www.msci.com)

Jonathan Steinberg, Jeremy Schwartz, Rick Harper, Christopher Gannatti, Bradley Krom, Tripp Zimmerman, Michael Barrer, Anita Rausch, Kevin Flanagan, Brendan Loftus, Joseph Tenaglia, Jeff Weniger, Matt Wagner, Alejandro Saltiel, Ryan Krystopowicz, Jianing Wu, and Brian Manby are registered representatives of Foreside Fund Services, LLC.

WisdomTree Funds are distributed by Foreside Fund Services, LLC, in the U.S. only. You cannot invest directly in an index.

DEFINITIONS

Risk...: Also standard deviation, which measures the spread of actual returns around an average return during a specific period. Higher risk indicates greater potential for returns to be farther away from this average.

Value...: Characterized by lower price levels relative to fundamentals, such as earnings or dividends. Prices are lower because investors are less certain of the performance of these fundamentals in the future. This term is also related to the Value Factor, which associates these stock characteristics with excess returns vs the market over time.

Qualified dividends...: Dividend paid by corporations meeting certain criteria defined by the Internal Revenue Service and therefore eligible in certain instances to be taxed at rates below a tax filer's tax bracket on ordinary income.

Quality...: Characterized by higher efficiency and profitability. Typical measures include earnings, return on equity, return on assets, operating profitability as well as others. This term is also related to the Quality Factor, which associates these stock characteristics with excess returns vs the market over time.

Growth...: Characterized by higher price levels relative to fundamentals, such as dividends or earnings. Price levels are higher because investors are willing to pay more due to their expectations of future improvements in these fundamentals.

Momentum...: Characterized by assets with recent price increase trends over time. This term is also associated with the Momentum Factor which associates these stock characteristics with excess return vs the market over time.

Interest rates...: The rate at which interest is paid by a borrower for the use of money.

Dividend...: A portion of corporate profits paid out to shareholders.

Large-Capitalization (Large-Cap)...: A term used by the investment community to refer to companies with a market capitalization value of more than \$10 billion. Large cap is an abbreviation of the term "large market capitalization". Market capitalization is calculated by multiplying the number of a company's shares outstanding by its stock price per share.

Small caps...: new or relatively young companies that typically have a market capitalization between \$200 million to \$2 billion.

EAFE...: Refers to the geographical area that is made up of Europe, Australasia and the Far East.

Alpha...: Can be discussed as both risk-adjusted excess return relative to a specific benchmark, or absolute excess return relative to a benchmark. It is sometimes more generally referred to as excess returns in general.