

---

# HOW TO TAKE ADVANTAGE OF THE WISDOMTREE PUTWRITE STRATEGY

Alejandro Saltiel – Head of Indexes, U.S.  
05/29/2024

The option-writing ETF category has seen renewed interest in the past 12 months, growing assets at a rate of 45%.<sup>1</sup>

The worst time to consider an option-writing ETF may be after very sharp drawdowns in the market that are susceptible to quick rallies—because, by design, option strategies are often capping the upside gains for the market over a shorter-term period.

But we believe some of the best times to consider them are when expectations for the returns off the underlying assets are expected to be subdued or face more near-term uncertainty with a constrained outlook.

With the S&P 500 selling at 21x forward earnings and having a robust period of outsized returns, now may be a particularly good time to consider them. Our own view is that the S&P 500 is set to have lower returns over the next 5–7 years than what it has delivered historically due to the higher valuations.

Options strategies can have meaningful differences in the types of options they sell (puts or calls) and the underlying basket of securities they track. The objective of most of these strategies is to either provide investors with income or reduce the “beta/volatility” in their portfolios.

The [WisdomTree Putwrite Strategy Fund \(PUTW\)](#) aims to achieve both objectives, seeking to provide investors with a monthly income distribution at a relatively stable level and offering a historical beta of 0.65<sup>2</sup> versus the S&P 500 Index.

## Systematic Strategy behind PUTW

[PUTW](#) tracks the [Volos US Large Cap Target 2.5% Putwrite Index \(VULPW25\)](#), an Index created in partnership with WisdomTree with the objective of providing investors with enhanced income potential and reduced volatility. VULPW25 follows a systematic, fully collateralized put-write strategy. In simple terms, for each dollar notional in puts sold (written), a dollar is saved (invested) in U.S. Treasuries.

## VULPW25 Mechanics:

- **Option Details:** At any point in time, the Index holds two exchange-traded put options on the [SPDR S&P 500 ETF Trust \(SPY\)](#), with roughly 50% exposure to each. The SPY puts are selected to target a minimum premium of 2.5% as measured by the premium collected when selling the option divided by the price of SPY on the day prior to the roll date. The strike price for each position will either be (i) the “at-the-money” strike price (strike price equal to the current price of the SPY) if its premium exceeds 2.5% or (ii) the strike price for the SPY put that has a premium closest to 2.5%.

- **Option Timing:** SPY puts are sold every two weeks with a target expiration date five to six weeks out. Contracts are closed out one week prior to their expiration (on the “roll date”) in a process known as “rolling,” which refers to the practice of closing out one option’s position and opening another with a different expiration date and/or a different strike price.
- **Collateral Account:** SPY puts are fully collateralized. The collateral account accrues the 3-Month Treasury rate daily.

**Methodology Advantages**

The questions below are ones we get frequently when talking about [PUTW](#). To answer them, we will contrast the mechanics of VULPW25 with a strategy that rolls monthly or sells “at the money” strike.

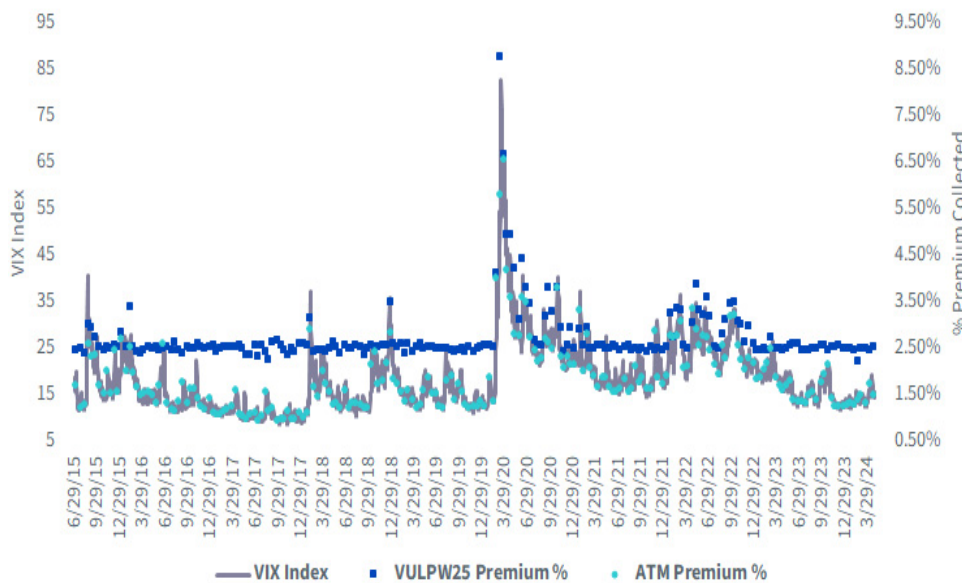
*Why roll twice per month?*

By rolling options bi-weekly, VULPW25 achieves a smoother VIX exposure, averaging entry points 24–26 times per year. A strategy that rolls monthly only has 12 entry points per year.

*Why target a 2.5% premium instead of selling “at the money” strike?*

Targeting a consistent premium level allows [PUTW](#) to create a monthly income distribution target. As seen in the chart below, the dark blue dot shows the consistency in % premium collected by VULPW25 versus a strategy that sells “at the money” strike, which is more variable and dependent on the level of the VIX Index.

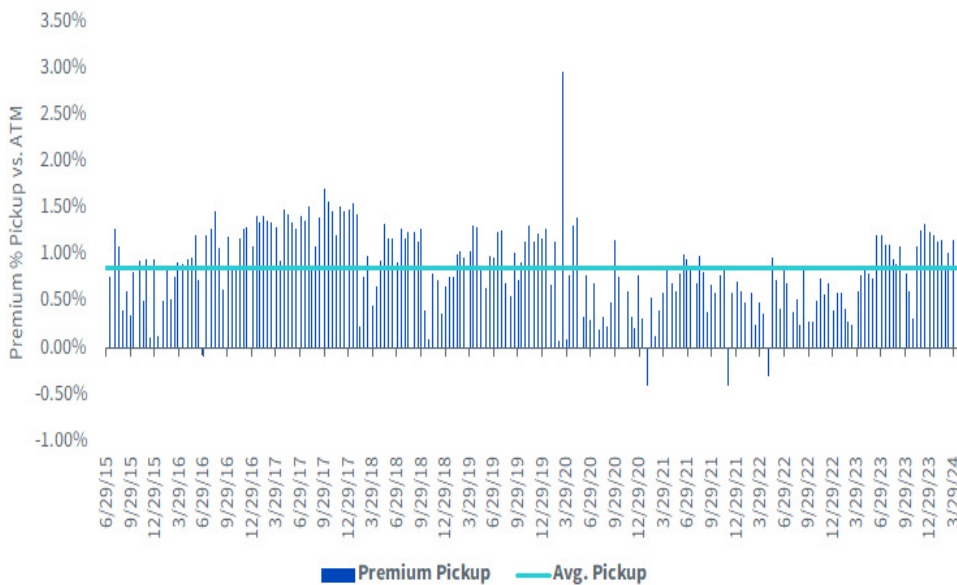
**% Premium Collected**



Sources: WisdomTree, FactSet, Volos. Data from 6/26/15–4/30/24. Inception date for Volos US Large Cap Target 2.5% PutWrite Index (VULPW25) is 6/26/15; live inception date is 9/2/22. You cannot invest in an index.

The second advantage is the improved upside potential. The upside in a put-write strategy is limited to the amount of premium collected when selling the options. By targeting a 2.5% premium at every roll, VULPW25 has an average premium pick-up of 0.85% monthly or 10.5% annually compared to selling “at the money” strike.

**% Premium Pickup vs. ATM Put Option**



Sources: WisdomTree, FactSet, Volos. Data from 6/26/15–4/30/24. Inception date for Volos US Large Cap Target 2.5% PutWrite Index (VULPW25) is 6/26/15; live inception date is 9/2/22. You cannot invest in an index.

*Does a stable monthly income distribution target mean I can assume annual returns around the annualized yield? Are returns capped at that yield?*

The monthly income distribution target is only one component of the strategy’s total return. SPY put options have a price that moves in relation to the broad market and its volatility. Daily, the current price of these options is fully reflected in the strategy’s price.

On the roll date, SPY put options can be closed for gains or losses depending on the direction the market took during the period. These gains (or losses) will impact the strategy’s assets and translate into realized gains (or losses).

SPY put options are sold with a 2.5% premium target, which means the maximum gain from each put option can be 2.5%. By annualizing this number, the maximum upside for this strategy is around 30% (2.5% x 12 months). This upside will be achieved if every option is deep “out of the money” on the roll date (SPY is significantly up in the period), which is unlikely to happen every time.

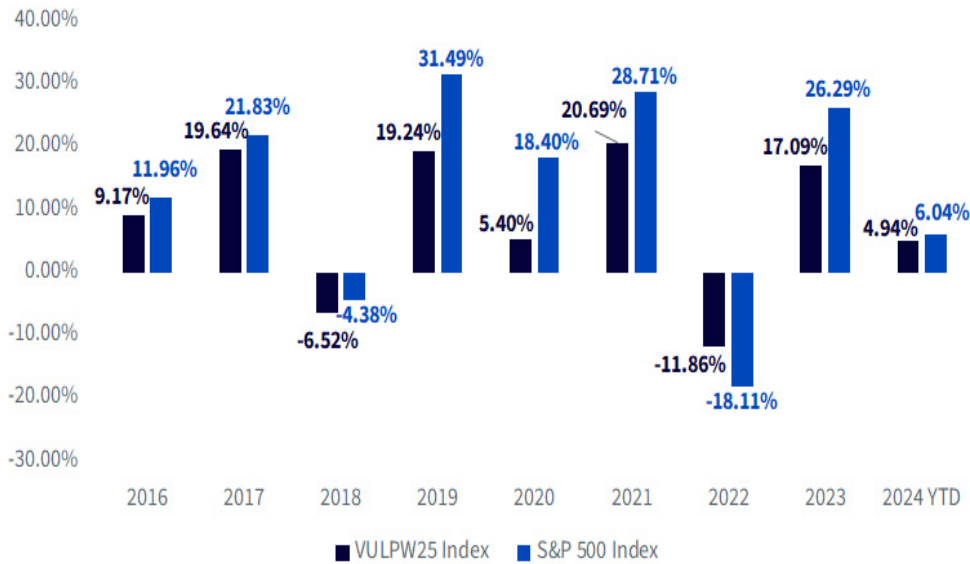
**PUTW Use Cases**

Given the construction of its underlying Index, [PUTW](#) can be used in several ways within an investor’s portfolio. We’ll discuss a few of these below:

**1. De-risking S&P 500 Exposure:** Selling put options on an underlying asset provides a shock absorption to downward movements at the cost of a limited upside. This trade-off can be attractive to certain investors and in certain periods of expected market stress.

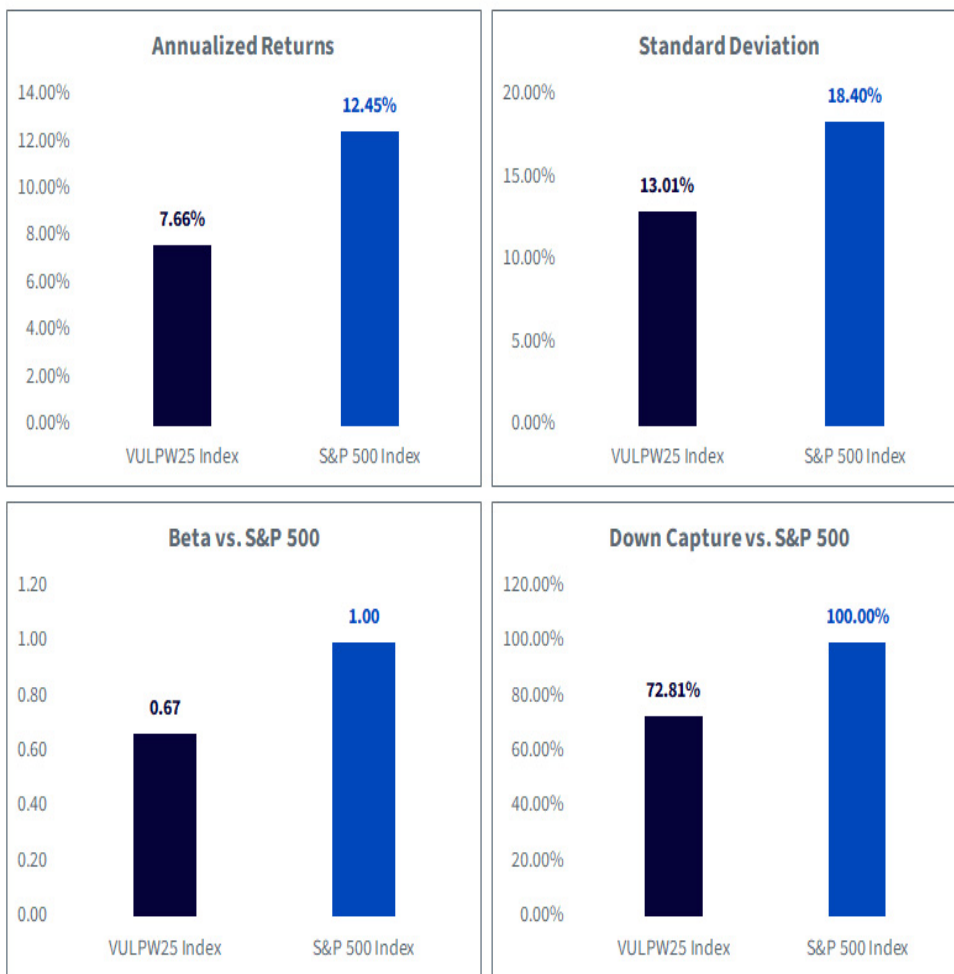
The calendar year performance of VULPW25 against the S&P 500 allows us to illustrate this trade-off. In years when the market shot up, VULPW25 managed to deliver consistent returns by giving up some upside, and in years of market volatility like 2022, it managed to reduce the drawdown.

**Calendar-Year Returns**



Sources: WisdomTree, FactSet, Volos. Data from 6/26/15–4/30/24. Inception date for Volos US Large Cap Target 2.5% PutWrite Index (VULPW25) is 6/26/15; live inception date is 9/2/22. You cannot invest in an index.

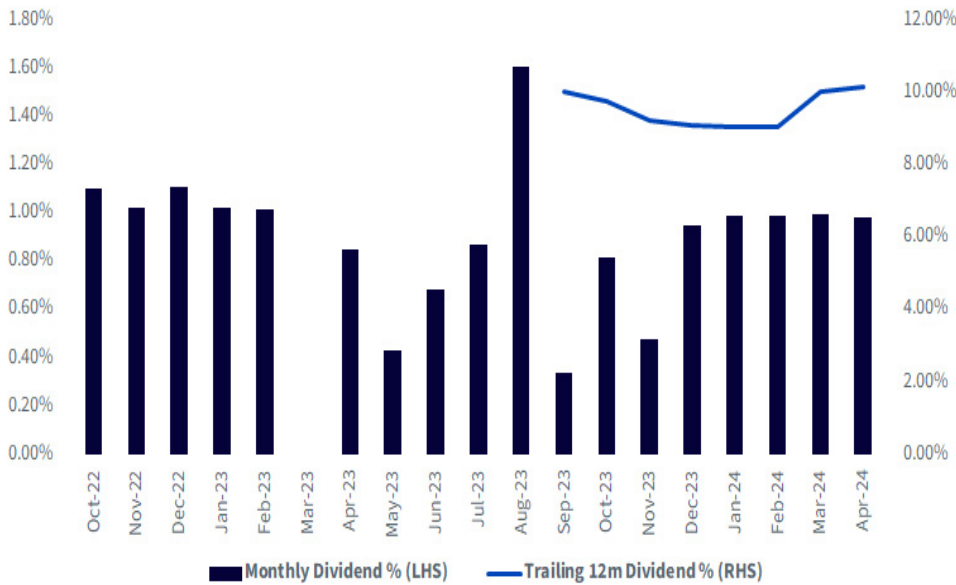
The below full-period statistics further illustrate this concept, showing how standard deviation is reduced by more than 5% while the strategy’s beta to the S&P 500 is 0.67 and downside capture is close to 73%.



Sources: WisdomTree, FactSet, Volos. Data from 6/26/15–4/30/24. Inception date for Volos US Large Cap Target 2.5% PutWrite Index (VULPW25) is 6/26/15; live inception date is 9/2/22. You cannot invest in an index.

**2. Income Generation:** Since [PUTW's](#) restructuring in late 2022, the Fund has been focused on providing monthly distributions at a relatively stable level. These distributions have been classified as a combination of ordinary income and return of capital.

**PUTW: Distribution History**

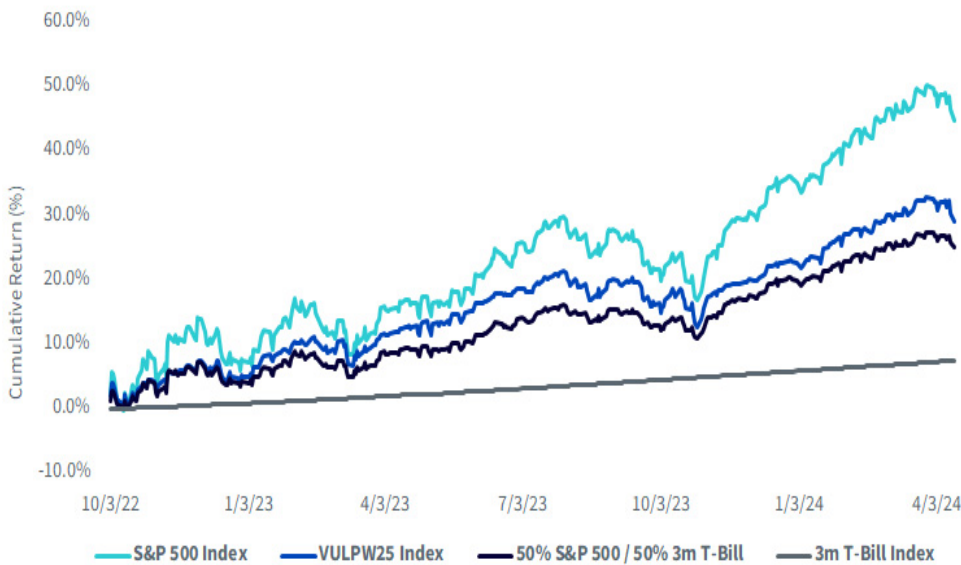


Source: WisdomTree. Data from 10/31/22-4/30/24. LHS = Left Hand Side. RHS = Right Hand Side. Performance is historical and does not guarantee future results. Current performance may be lower or higher than quoted. Investment returns and principal value of an investment will fluctuate so that an investor's shares, when redeemed, may be worth more or less than their original cost.

*The Fund's full standardized performance and SEC 30-day yield data, as of the most recent month-end, are available [here](#).*

An investor seeking income could have other options for pursuing it, given current interest rates. One of those ways would be to fully invest in short-term Treasuries, the highest-paying node of the curve today ([3m t-bill index](#)). Another way to seek income while maintaining broad market exposure would be to split their position between the same short-term Treasuries and the broad market (50% S&P 500 Index/50% 3m t-bill). The investor who only holds short-term Treasuries would be earning roughly 5% in income, while the investor combining Treasuries with the S&P would be earning roughly 3.2%. As we can see in the chart below, VULPW25 has provided investors with a better total return experience than these two options since restructuring in October 2022.

**Broad Markets Performance vs. VULPW25 Index**



Sources: WisdomTree, FactSet, Volos. Data from 9/30/22-4/16/24. Inception date for Volos US Large Cap Target 2.5% PutWrite Index (VULPW25) is 6/26/15; live inception date is 9/2/22. You cannot invest in an index.

**3. Less Active Stock Selection Risk When Targeting “Low Volatility” Exposure:** When investors seek to diversify risk, a low- or minimum-volatility portfolio could be an option. Low-vol portfolios rebalance periodically, investing in securities and sectors that experienced the lowest volatility in a pre-defined lookback period. This does not mean these securities and sectors will behave the same way going forward. As can be seen in the maximum drawdown chart below, the construction of VULPW25 allows it to have defensive characteristics in periods of broad market drawdown like 2022, and it does so with less volatility than a low-volatility strategy like the [MSCI USA Min. Volatility Index](#). But whereas low-vol portfolios take meaningful “active risk” versus the market, the option strategy can remain the same underlying portfolio by achieving lower risk through the option strategy.

Maximum Drawdown (%)



**Attractive in Current Market Conditions**

If investors are expecting a more challenging environment than what we’ve seen over the last four years—one with very few market drawdowns—it is a worthwhile time to explore the characteristics of our option-writing ETF, [PUTW](#).

<sup>1</sup> Source: Morningstar. Growth of US Fund Derivative Income category from 3/31/23–3/31/24.

<sup>2</sup> Source: WisdomTree. Data from 2/24/16–4/30/24.

**Important Risks Related to this Article**

There are risks associated with investing, including the possible loss of principal. The Fund will invest in derivatives, including S&P 500 Index put options (“SPX Puts”). Derivative investments can be volatile, and these investments may be less liquid than securities and more sensitive to the effects of varied economic conditions. The value of the SPX Puts in which the Fund invests is partly based on the volatility used by market participants to price such options (i.e., implied volatility). The options values are partly based on the volatility used by dealers to price such options, so increases in the implied volatility of such options will cause the value of such options to increase, which will result in a corresponding increase in the liabilities of the Fund and a decrease in the Fund’s NAV. Options may be subject to volatile swings in price

influenced by changes in the value of the underlying instrument. The potential return to the Fund is limited to the amount of option premiums it receives; however, the Fund can potentially lose up to the entire strike price of each option it sells. Due to the investment strategy of the Fund, it may make higher capital gain distributions than other ETFs. Please read the Fund's prospectus for specific details regarding the Fund's risk profile.

For the top 10 holdings of PUTW please visit the Fund's fund detail page at <https://www.wisdomtree.com/investments/etfs/alternative/putw>

For standardized performance and the most recent month-end performance click [here](#) NOTE, this material is intended for electronic use only. Individuals who intend to print and physically deliver to an investor must print the monthly performance report to accompany this blog.

#### Related Blogs

+ [Celebrating the Three-Year Anniversary of the Siegel-WisdomTree Model Portfolios](#)

For more investing insights, check out our [Economic & Market Outlook](#)

View the online version of this article [here](#).



**IMPORTANT INFORMATION**

**U.S. investors only:** Click [here](#) to obtain a WisdomTree ETF prospectus which contains investment objectives, risks, charges, expenses, and other information; read and consider carefully before investing.

There are risks involved with investing, including possible loss of principal. Foreign investing involves currency, political and economic risk. Funds focusing on a single country, sector and/or funds that emphasize investments in smaller companies may experience greater price volatility. Investments in emerging markets, currency, fixed income and alternative investments include additional risks. Please see prospectus for discussion of risks.

Past performance is not indicative of future results. This material contains the opinions of the author, which are subject to change, and should not to be considered or interpreted as a recommendation to participate in any particular trading strategy, or deemed to be an offer or sale of any investment product and it should not be relied on as such. There is no guarantee that any strategies discussed will work under all market conditions. This material represents an assessment of the market environment at a specific time and is not intended to be a forecast of future events or a guarantee of future results. This material should not be relied upon as research or investment advice regarding any security in particular. The user of this information assumes the entire risk of any use made of the information provided herein. Neither WisdomTree nor its affiliates, nor Foreside Fund Services, LLC, or its affiliates provide tax or legal advice. Investors seeking tax or legal advice should consult their tax or legal advisor. Unless expressly stated otherwise the opinions, interpretations or findings expressed herein do not necessarily represent the views of WisdomTree or any of its affiliates.

The MSCI information may only be used for your internal use, may not be reproduced or re-disseminated in any form and may not be used as a basis for or component of any financial instruments or products or indexes. None of the MSCI information is intended to constitute investment advice or a recommendation to make (or refrain from making) any kind of investment decision and may not be relied on as such. Historical data and analysis should not be taken as an indication or guarantee of any future performance analysis, forecast or prediction. The MSCI information is provided on an "as is" basis and the user of this information assumes the entire risk of any use made of this information. MSCI, each of its affiliates and each entity involved in compiling, computing or creating any MSCI information (collectively, the "MSCI Parties") expressly disclaims all warranties. With respect to this information, in no event shall any MSCI Party have any liability for any direct, indirect, special, incidental, punitive, consequential (including loss profits) or any other damages ([www.msci.com](http://www.msci.com))

Jonathan Steinberg, Jeremy Schwartz, Rick Harper, Christopher Gannatti, Bradley Krom, Tripp Zimmerman, Michael Barrer, Anita Rausch, Kevin Flanagan, Brendan Loftus, Joseph Tenaglia, Jeff Weniger, Matt Wagner, Alejandro Saltiel, Ryan Krystopowicz, Jianing Wu, and Brian Manby are registered representatives of Foreside Fund Services, LLC.

WisdomTree Funds are distributed by Foreside Fund Services, LLC, in the U.S. only. You cannot invest directly in an index.

DEFINITIONS

**SPDR S&P 500 Trust**: Designed to track the S&P 500 stock market index.

**Three-month U.S. Treasury bill**: a debt obligation of the U.S. government with an original maturity of 3 months.

**MSCI USA Minimum Volatility Index**: Aims to reflect the performance characteristics of a minimum variance strategy applied to the large and mid cap USA equity universe.