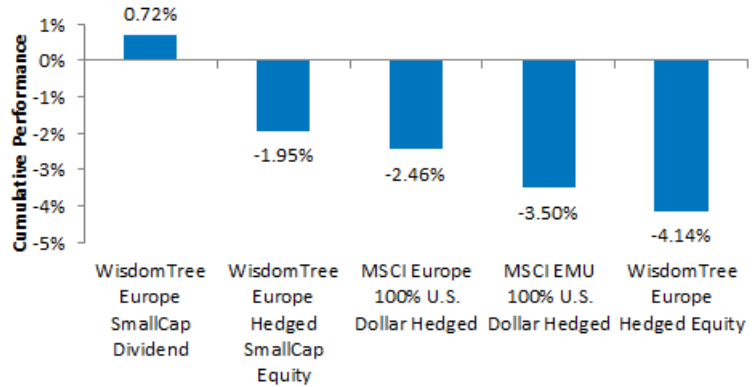


FINDING EUROPEAN EXPOSURE LESS SENSITIVE TO THE CHINESE CURRENCY DEVALUATION

Christopher Gannatti – Global Head of Research
09/04/2015

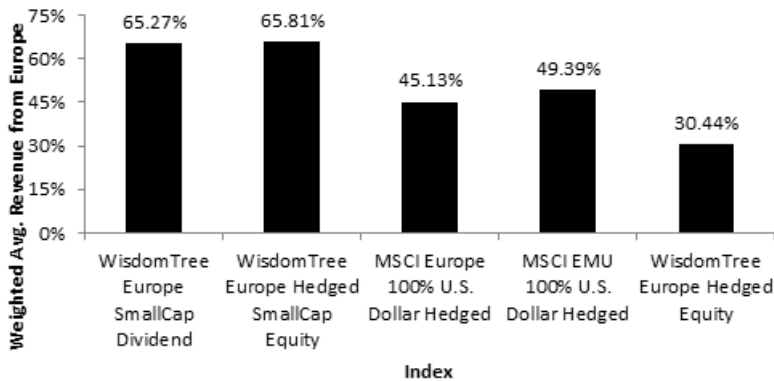

Of late, concerns about China have been widespread, spurred on by stimulus measures, currency adjustments and an overall sense of a general lack of transparency. China is a big market for many European exporters and luxury goods companies. Due to [quantitative easing](#) from the European Central Bank (ECB) and generally strong performance, large investment flows have found European equities to be attractive so far in 2015. If people believe in European equities but worry about the ramifications of the Chinese currency [devaluation](#) –where can they turn? **European Small Caps Emphasize Europe's Potential** In short: European small caps draw a much greater share of their revenues from within Europe rather than from exports outside Europe. During the week of August 10, 2015, when the People's Bank of China (PBoC) took action to weaken China's currency, European small caps performed better than their large-cap exporters. For instance¹:

- The [WisdomTree Europe SmallCap Dividend Index](#) delivered a 0.72% positive return. European equities were broadly negative during this period, but this Index also includes exposure to European currencies, which appreciated against the U.S. dollar over the period. The four largest exposures are to the euro (+1.29%), British pound (+0.97%), Norwegian krone (+0.56%) and Swedish krona (+3.04%).
- The [WisdomTree Europe Hedged SmallCap Equity Index](#) delivered a -1.95% return over the period. Being hedged, it was not helped by the positive return of the euro against the U.S. dollar.
- The [WisdomTree Europe Hedged Equity Index](#), on the other hand, specifically focuses on companies within the euro area that generate at least 50% of their revenues from outside Europe. It delivered a -4.14% return over the period, underperforming the two Indexes of European small caps. The [MSCI EMU 100% Hedged to USD](#) and [MSCI Europe US Dollar Hedged](#) Indexes also underperformed European small caps with returns of -3.50% and -2.46%, respectively. None of these indexes, due to being hedged, was helped by European currencies appreciating against the U.S. dollar. While there is no way to know whether the focus on China will continue in the coming weeks, but whether this devaluation was a one-off move or the start of a new trend it does illustrate the potential for European small caps to react differently to global events than European large caps. **Believe in Europe with Less Focus on China Cumulative Index Performance from August 7, 2015**



to August 14, 2015

Index



Sources: Bloomberg for cumulative index performance, Factset for weighted average revenue. Past performance is not indicative of future results. You cannot invest directly in any index. Index performance does not represent actual fund or portfolio performance. A fund or portfolio may differ significantly from the securities included in the index. Index performance assumes reinvestment of dividends, but does not reflect any management fees, transaction costs or other expenses that would be incurred by a fund or portfolio, or brokerage commissions on transactions in fund shares. Such fees, expenses and commission could reduce returns.

• Small Caps Had

Significantly Less Revenue from China: For the WisdomTree Europe SmallCap Dividend and WisdomTree Europe Hedged SmallCap Equity Indexes we estimate that 2.6%–2.8% of their weighted average revenues came from China as of July 31, 2015. This is approximately half of what we saw for the MSCI Europe US Dollar Hedged and MSCI EMU 100% Hedged to USD Indexes, and significantly less than the 7.8% weighted average revenue from China that

we estimate for the WisdomTree Europe Hedged Equity Index. It's worth noting that for the WisdomTree Europe Hedged Equity Index, this means that we estimate 92.2% of weighted average revenues not coming from China. • **Small Caps Generate Two-Thirds of Their Revenues from Within Europe:** The WisdomTree Europe SmallCap Dividend and WisdomTree Europe Hedged SmallCap Equity Indexes saw approximately two-thirds (over 65%) of their weighted average revenues coming from within Europe. Not one of the three indexes focused on large caps that we showed cracked the 50% mark. **European Completion** The week of August 7 to August 14, 2015, was just that—a one-week period. Yet it is illustrative of a bigger concept: European completion, namely by taking small caps into consideration, one can diversify the markets where companies receive revenue. Large caps tend to be more sensitive to the global economy and could face pressure if there are continued worries about an Asian currency war breaking out, while small caps are one way to position for an improving European economy. ¹Source for bullet points: Bloomberg, for period 8/7/15–8/14/15.

Important Risks Related to this Article

Investments focused in Europe increase the impact of events and developments associated with the region, which can adversely affect performance.

Investments focused in China increase the impact of events and developments associated with the region, which can adversely affect performance.

Investments in currency involve additional special risks, such as credit risk and interest rate fluctuations.

For standardized performance and the most recent month-end performance click [here](#) NOTE, this material is intended for electronic use only. Individuals who intend to print and physically deliver to an investor must print the monthly performance report to accompany this blog.

For more investing insights, check out our [Economic & Market Outlook](#)

View the online version of this article [here](#).

IMPORTANT INFORMATION

U.S. investors only: Click [here](#) to obtain a WisdomTree ETF prospectus which contains investment objectives, risks, charges, expenses, and other information; read and consider carefully before investing.

There are risks involved with investing, including possible loss of principal. Foreign investing involves currency, political and economic risk. Funds focusing on a single country, sector and/or funds that emphasize investments in smaller companies may experience greater price volatility. Investments in emerging markets, currency, fixed income and alternative investments include additional risks. Please see prospectus for discussion of risks.

Past performance is not indicative of future results. This material contains the opinions of the author, which are subject to change, and should not to be considered or interpreted as a recommendation to participate in any particular trading strategy, or deemed to be an offer or sale of any investment product and it should not be relied on as such. There is no guarantee that any strategies discussed will work under all market conditions. This material represents an assessment of the market environment at a specific time and is not intended to be a forecast of future events or a guarantee of future results. This material should not be relied upon as research or investment advice regarding any security in particular. The user of this information assumes the entire risk of any use made of the information provided herein. Neither WisdomTree nor its affiliates, nor Foreside Fund Services, LLC, or its affiliates provide tax or legal advice. Investors seeking tax or legal advice should consult their tax or legal advisor. Unless expressly stated otherwise the opinions, interpretations or findings expressed herein do not necessarily represent the views of WisdomTree or any of its affiliates.

The MSCI information may only be used for your internal use, may not be reproduced or re-disseminated in any form and may not be used as a basis for or component of any financial instruments or products or indexes. None of the MSCI information is intended to constitute investment advice or a recommendation to make (or refrain from making) any kind of investment decision and may not be relied on as such. Historical data and analysis should not be taken as an indication or guarantee of any future performance analysis, forecast or prediction. The MSCI information is provided on an “as is” basis and the user of this information assumes the entire risk of any use made of this information. MSCI, each of its affiliates and each entity involved in compiling, computing or creating any MSCI information (collectively, the “MSCI Parties”) expressly disclaims all warranties. With respect to this information, in no event shall any MSCI Party have any liability for any direct, indirect, special, incidental, punitive, consequential (including loss profits) or any other damages (www.msci.com)

Jonathan Steinberg, Jeremy Schwartz, Rick Harper, Christopher Gannatti, Bradley Krom, Tripp Zimmerman, Michael Barrer, Anita Rausch, Kevin Flanagan, Brendan Loftus, Joseph Tenaglia, Jeff Weniger, Matt Wagner, Alejandro Saltiel, Ryan Krystopowicz, Jianing Wu, and Brian Manby are registered representatives of Foreside Fund Services, LLC.

WisdomTree Funds are distributed by Foreside Fund Services, LLC, in the U.S. only. You cannot invest directly in an index.

DEFINITIONS

Quantitative Easing (QE): A government monetary policy occasionally used to increase the money supply by buying government securities or other securities from the market. Quantitative easing increases the money supply by flooding financial institutions with capital, in an effort to promote increased lending and liquidity.

Devaluation: deliberate downward adjustment to the value of a country's currency, relative to another currenc.

MSCI EMU Index: A free float-adjusted market capitalization-weighted index designed to measure the performance of the markets in the European Monetary Union.