

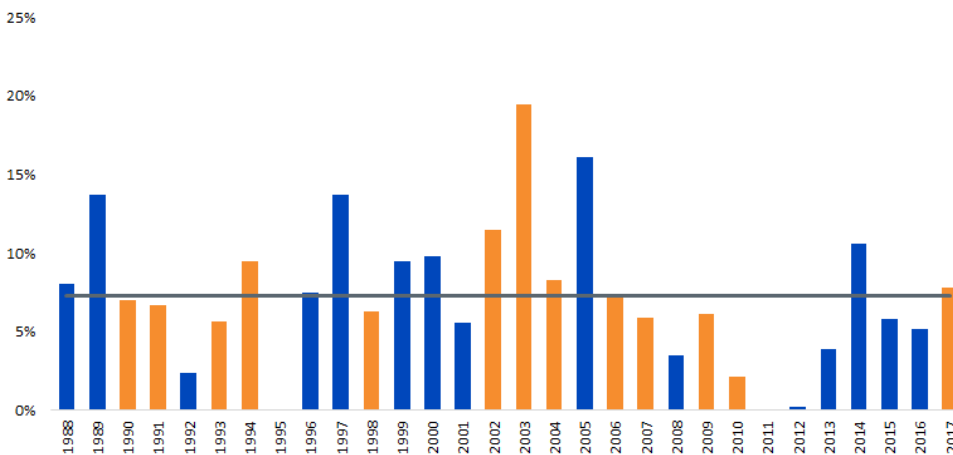
# DON'T START THE RACE FROM BEHIND THE STARTING LINE

Joseph Tenaglia – Director, Model Portfolios  
12/15/2017

We feel strongly about helping our clients understand the impact that currencies have on international equity returns. Over the long run, we believe that currency exposure in developed markets represents an uncompensated risk: it provides almost no expected return but often contributes additional [volatility](#). That said, we can acknowledge that a [hedged](#) position can have bouts of underperformance, as 2017 has proven in spades. With almost all [G10](#) currencies having rallied against the dollar this year, we will be the first to concede that there are periods of time when hedging can be an uphill battle.

Year-to-date through November 30, the [MSCI EAFE Index](#) was up over 23%. However, many investors may not realize that over a third of that total return has come from the currencies themselves, and the gap between being hedged and unhedged stood at 7.8%. While this represents a large absolute spread, 2017 is hardly an outlier. In fact, over the last 30 years, the average calendar year performance difference between being hedged and [unhedged](#) has been 7.3% per year.

Gap Between MSCI EAFE Hedged (Blue = Hedged Outperformed; Orange = Unhedged Outperformed)



Sources: WisdomTree, Bloomberg, as of 11/30/17. Past performance is not indicative of future results. You cannot invest directly in an index.

Clearly, for investors allocating internationally, getting the hedging decision “right” can have a massive impact on the overall performance of their portfolios. Being on the wrong side of this trade is akin to a marathon runner starting the race from far behind the starting line. Consider this: to overcome a 7.3% headwind, a portfolio’s stock performance better be pretty dang good.

## Split the Difference?

One way to mitigate this risk is to split the difference by always taking a 50% hedged position. While this represents an improvement over simply ignoring currency exposure, the problem with this approach is that hedging half of your currency exposure implies that you are indifferent to each underlying currency and that you believe the future prospects of each are identical. Every individual currency has its own nuances and financial conditions at any given moment, from a number of different perspectives.

- **Valuation:** While some currencies currently look cheap on a [purchasing power parity](#) basis (such as the euro and yen), others appear more expensive (such as the franc, currently overvalued by more than 20%<sup>1</sup>).
- **Cost:** Even before accounting for the [Federal Reserve \(Fed\)](#) raising rates this week, investors are getting paid more than 1.6% annually to hedge out their euro exposure<sup>2</sup>— an amount that will only increase as the Fed continues along its [rate hike](#) cycle. On the flip side, there is a net cost to hedge the Australian dollar due to the relatively higher [interest rates](#) there.
- **Momentum:** The euro has appreciated strongly against the dollar in 2017, but others have trended weaker in recent months (such as the yen, which has depreciated against the dollar since the end of the first quarter).

Given the constantly changing landscape of the currency markets, we think that a blanket approach that treats all currencies the same is less than ideal.

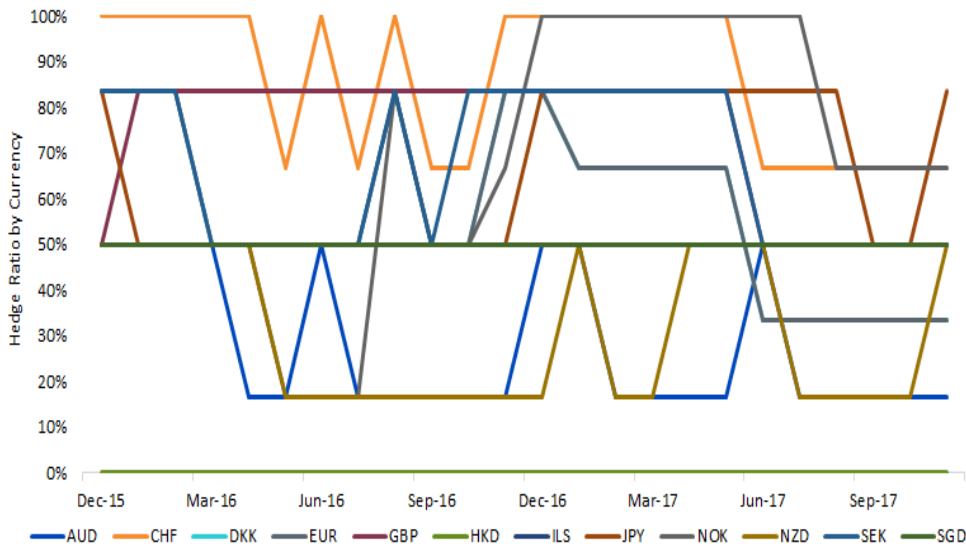
### [Dynamic Hedging](#): Two Great Ideas in One

To adapt to the changing dynamics of the currency markets, we think one of the best approaches is exactly that: dynamic. Employing a systematic hedging system can take advantage of currencies that should appreciate against the dollar while simultaneously hedging out exposure from those that may fall.

We took several of our existing [dividend-weighted](#) international equity indexes (which already have proven since their inception to add between 80 [basis points \(bps\)](#) and 150 bps of annualized outperformance above comparable [cap-weighted](#) indexes<sup>3</sup>) and partnered with Record Currency Management to implement a dynamically hedged overlay on top. This takes some of the best ideas from two experts in their respective fields and provides investors with a solution to the hedging dilemma. The appeal to investors is simple: wipe your hands clean of the hedging decision and let the rules-based approach make it for you.

Since launching our dynamic Indexes in 2015, we've seen the hedge ratios for most of the underlying currencies shift dramatically due to changing market conditions. The hedging indicators have certainly been [active](#), and we believe that these fluid exposures are merely a reflection of what is required in today's changing markets.

### Dynamic Hedge Ratio by Currency

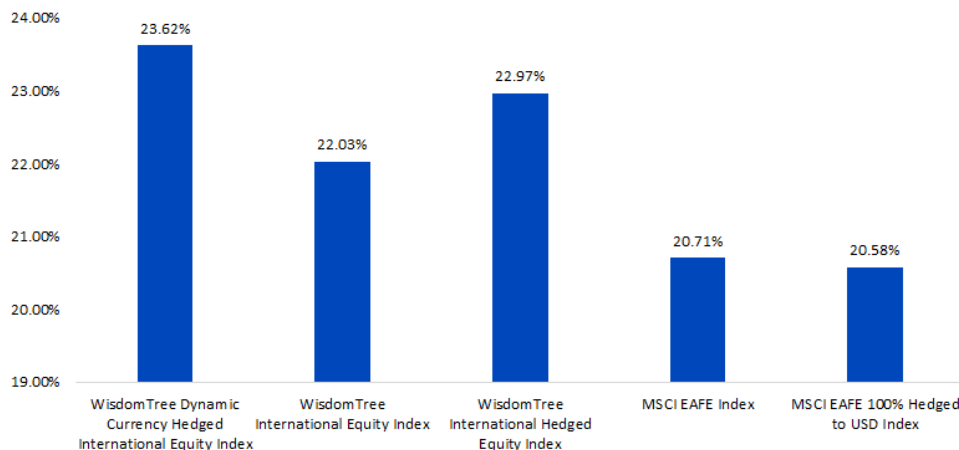


Sources: WisdomTree, Record Currency Management, as of 11/30/17. Past performance is not indicative of future results. You cannot invest directly in an index.

### Hedged vs. Unhedged vs. Dynamic

Compared to the performance of a 50% hedged exposure, which will always fall in between fully hedged and unhedged, a dynamic approach has the potential to outperform both. Lending validation to the process, since its inception the [WisdomTree Dynamic Currency Hedged International Equity Index](#) has done exactly that, having outperformed both the hedged and unhedged versions of the exact same equity basket (an equity basket that notably has also outperformed the market on its own). Given the sizable moves by the dollar—in both directions—over the last two years, our conviction that a dynamic approach is necessary has only grown since then.

### Performance Since Inception of WisdomTree Dynamic Currency Hedged International Equity Index



Sources: WisdomTree, Bloomberg. Performance from 10/30/15 to 11/30/17. Past performance is not indicative of future results. You cannot invest directly in an index.

While we don't claim to know where any given currency will go tomorrow, we do think we know of a way for investors to position their portfolios for whatever tomorrow's currency markets may bring.

Sometimes the best decision investors can make is one that is made for them.

<sup>1</sup>Source: Bloomberg, as of 11/30/17.

<sup>2</sup>Source: FactSet, as of 9/30/17.

<sup>3</sup>Source: Bloomberg, as of 9/30/17.

For standardized performance and the most recent month-end performance click [here](#) NOTE, this material is intended for electronic use only. Individuals who intend to print and physically deliver to an investor must print the monthly performance report to accompany this blog.

For more investing insights, check out our [Economic & Market Outlook](#)

View the online version of this article [here](#).

**IMPORTANT INFORMATION**

**U.S. investors only:** Click [here](#) to obtain a WisdomTree ETF prospectus which contains investment objectives, risks, charges, expenses, and other information; read and consider carefully before investing.

There are risks involved with investing, including possible loss of principal. Foreign investing involves currency, political and economic risk. Funds focusing on a single country, sector and/or funds that emphasize investments in smaller companies may experience greater price volatility. Investments in emerging markets, currency, fixed income and alternative investments include additional risks. Please see prospectus for discussion of risks.

Past performance is not indicative of future results. This material contains the opinions of the author, which are subject to change, and should not to be considered or interpreted as a recommendation to participate in any particular trading strategy, or deemed to be an offer or sale of any investment product and it should not be relied on as such. There is no guarantee that any strategies discussed will work under all market conditions. This material represents an assessment of the market environment at a specific time and is not intended to be a forecast of future events or a guarantee of future results. This material should not be relied upon as research or investment advice regarding any security in particular. The user of this information assumes the entire risk of any use made of the information provided herein. Neither WisdomTree nor its affiliates, nor Foreside Fund Services, LLC, or its affiliates provide tax or legal advice. Investors seeking tax or legal advice should consult their tax or legal advisor. Unless expressly stated otherwise the opinions, interpretations or findings expressed herein do not necessarily represent the views of WisdomTree or any of its affiliates.

The MSCI information may only be used for your internal use, may not be reproduced or re-disseminated in any form and may not be used as a basis for or component of any financial instruments or products or indexes. None of the MSCI information is intended to constitute investment advice or a recommendation to make (or refrain from making) any kind of investment decision and may not be relied on as such. Historical data and analysis should not be taken as an indication or guarantee of any future performance analysis, forecast or prediction. The MSCI information is provided on an “as is” basis and the user of this information assumes the entire risk of any use made of this information. MSCI, each of its affiliates and each entity involved in compiling, computing or creating any MSCI information (collectively, the “MSCI Parties”) expressly disclaims all warranties. With respect to this information, in no event shall any MSCI Party have any liability for any direct, indirect, special, incidental, punitive, consequential (including loss profits) or any other damages ([www.msci.com](http://www.msci.com))

Jonathan Steinberg, Jeremy Schwartz, Rick Harper, Christopher Gannatti, Bradley Krom, Tripp Zimmerman, Michael Barrer, Anita Rausch, Kevin Flanagan, Brendan Loftus, Joseph Tenaglia, Jeff Weniger, Matt Wagner, Alejandro Saltiel, Ryan Krystopowicz, Jianing Wu, and Brian Manby are registered representatives of Foreside Fund Services, LLC.

WisdomTree Funds are distributed by Foreside Fund Services, LLC, in the U.S. only.  
You cannot invest directly in an index.

## DEFINITIONS

**Volatility**: A measure of the dispersion of actual returns around a particular average level.&nbsp;nbsp;

**Hedge**: Making an investment to reduce the risk of adverse price movements in an asset. Normally, a hedge consists of taking an offsetting position in a related security, such as a futures contract.

**G10/Group of Ten**: A group of industrialized nations that meet on an annual basis to plan, debate, and cooperate on international financial matters. Member countries include: Belgium, Canada, France, Germany, Italy, Japan, Netherlands, Sweden, Switzerland, United Kingdom, and United States.

**MSCI EAFE Index**: is a market cap-weighted index composed of companies representative of the developed market structure of developed countries in Europe, Australasia and Japan.

**Unhedged**: Strategy that includes the performance of both the underlying asset as well as the currency in which it is denominated. The performance of the currency can either help or hurt the total return experienced.

**Valuation**: Refers to metrics that relate financial statistics for equities to their price levels to determine if certain attributes, such as earnings or dividends, are cheap or expensive.

**Purchasing power parity**: Academic concept stating that exchange rates should adjust so that equivalent goods and services cost the same across countries, after accounting for exchange-rate differences.

**Federal Reserve**: The Federal Reserve System is the central banking system of the United States.

**Rate Hike**: refers to an increase in the policy rate set by a central bank. In the U.S., this generally refers to the Federal Funds Target Rate.

**Interest rates**: The rate at which interest is paid by a borrower for the use of money.

**Momentum**: Characterized by assets with recent price increase trends over time. This term is also associated with the Momentum Factor which associates these stock characteristics with excess return vs the market over time.

**Dynamic Hedge**: Strategy in which a currency hedge can be varied (as opposed to targeting a constant level) and change over the course of time.

**Dividend weighted**: Constituent securities represented within the Index in proportion to their contribution to the dividend stream of the Index.

**Basis point**: 1/100th of 1 percent.

**Market capitalization-weighting**: Market cap = share prices x number of shares outstanding. Firms with the highest values receive the highest weights in approaches designed to weight firms by market cap.

**Active**: Funds that attempt to outperform the market by selecting securities a portfolio manager believe to be the best.